Ungleichheiten auf einem Zahlenstrahl

Name:

Benutze den Zahlenstrahl, um die Ungleichheit darzustellen.

Bsp) X > 0



1) X ≥ 51

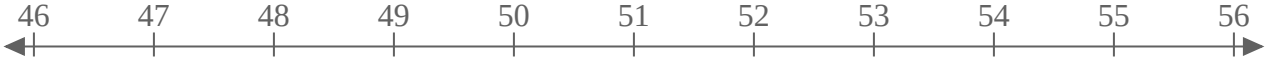

2) X > -146

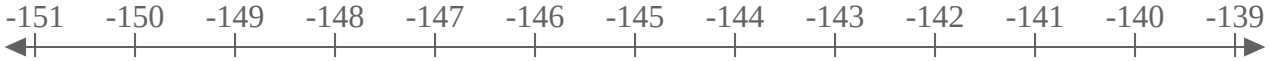

3) X > -115

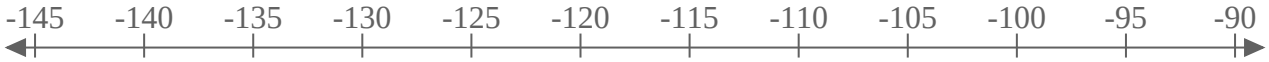

4) X > 80

5) X > -50

6) X ≤ -30

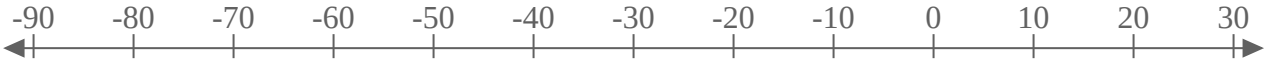

7) X ≤ -110

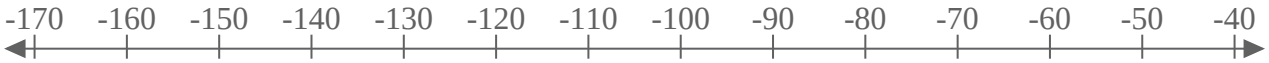

8) X > -65

9) X > -30

10) X < 102

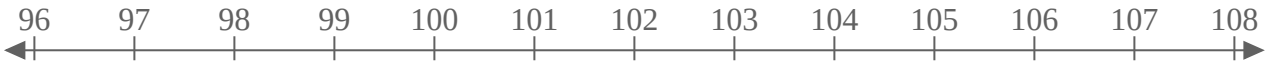

11) X > -140

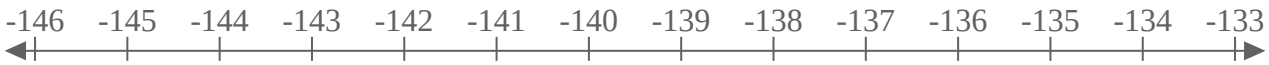

12) X < 100

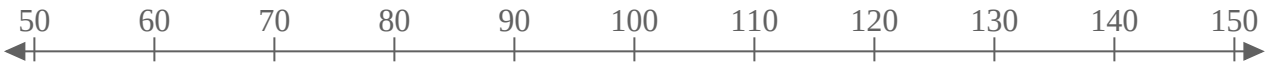

13) X > -158

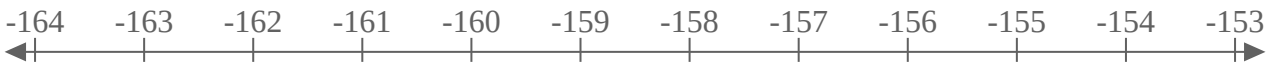

1-10	92	85	77	69	62	54	46	38	31	23
11-13	15	8	0							

Ungleichheiten auf einem Zahlenstrahl Name: **Lösungsschlüssel**

Benutze den Zahlenstrahl, um die Ungleichheit darzustellen.

Bsp) X > 0

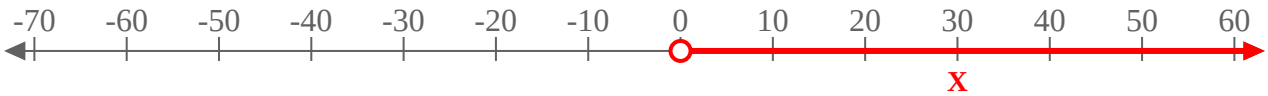

1) X ≥ 51

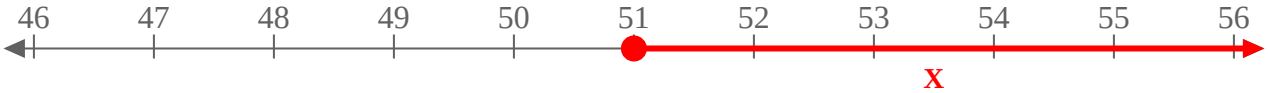

2) X > -146

3) X > -115

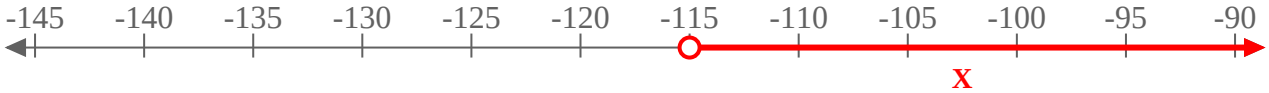

4) X > 80

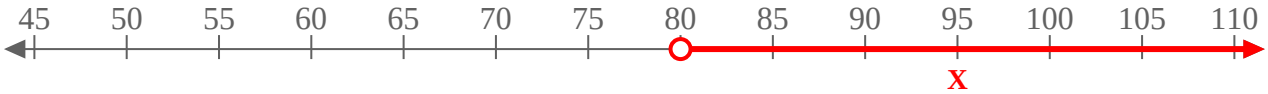

5) X > -50

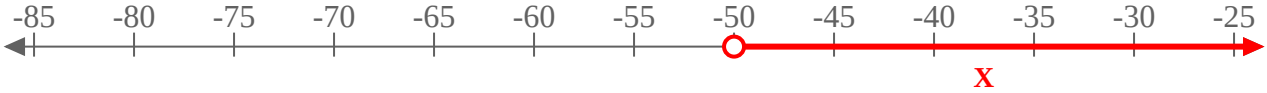

6) X ≤ -30

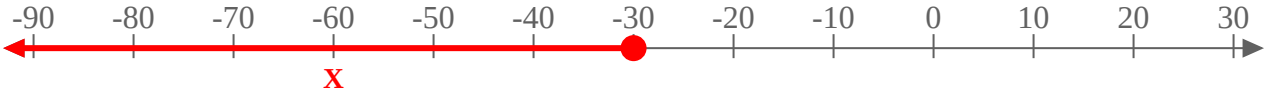

7) X ≤ -110

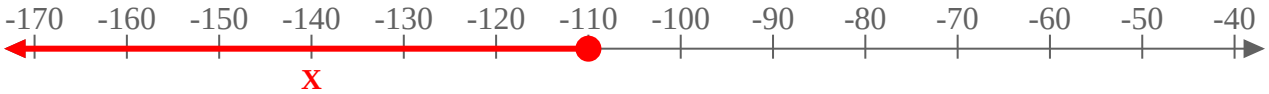

8) X > -65

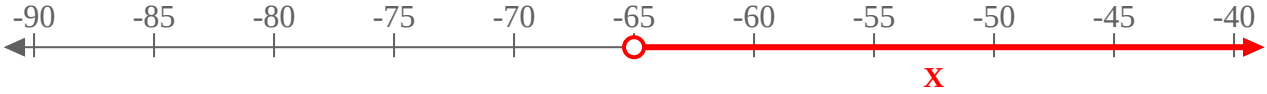

9) X > -30

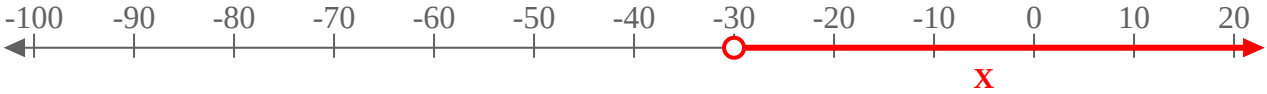

10) X < 102

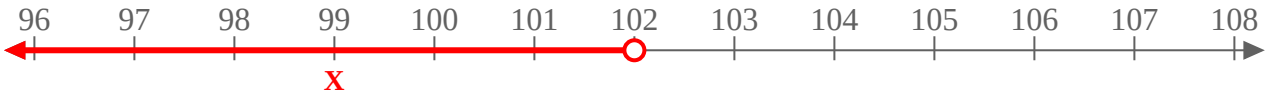

11) X > -140

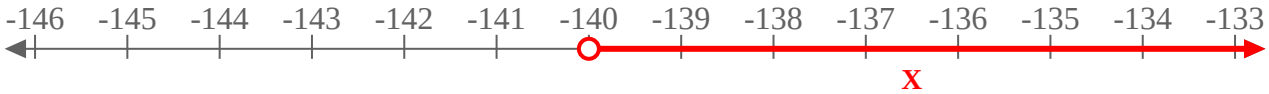

12) X < 100

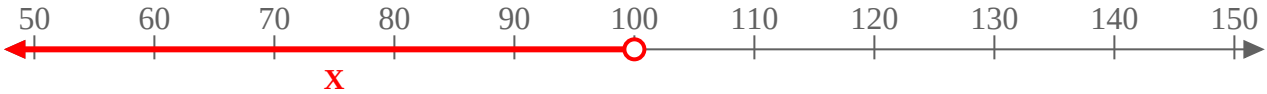

13) X > -158

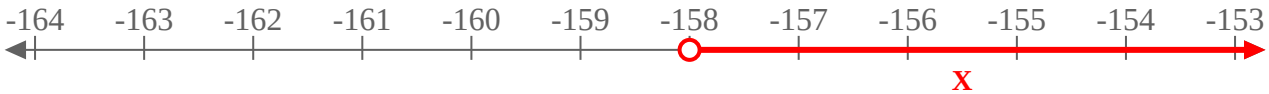

1-10	92	85	77	69	62	54	46	38	31	23
11-13	15	8	0							