Daten messen und anzeigen Name:

Messen Sie jeden Punkt von Spitze zu Spitze und tragen Sie dann Ihre Ergebnisse in das Liniendiagramm ein.

Bsp)



1)

2)

3)



4)



5)

6)

7)

8)

9)



10)

11)

Line Plot

$\frac{1}{4}$	$\frac{1}{2}$	$\frac{3}{4}$	1	$1\frac{1}{4}$	$1\frac{1}{2}$	$1\frac{3}{4}$	2

Antworten

Bsp. $1\frac{3}{4}$

1. _____
2. _____
3. _____
4. _____
5. _____
6. _____
7. _____
8. _____
9. _____
10. _____
11. _____

1-10	91	82	73	64	55	45	36	27	18	9
11	0									

Daten messen und anzeigen

Name: **Lösungsschlüssel**

Messen Sie jeden Punkt von Spitze zu Spitze und tragen Sie dann Ihre Ergebnisse in das Liniendiagramm ein.

Bsp)



1)

2)

3)



4)



5)

6)

7)

8)

9)



10)

11)

Line Plot

	X	X	X			X	
X	X	X	X	X	X	X	X
$\frac{1}{4}$	$\frac{1}{2}$	$\frac{3}{4}$	1	$1\frac{1}{4}$	$1\frac{1}{2}$	$1\frac{3}{4}$	2

Antworten

Bsp.	$1\frac{3}{4}$
1.	1
2.	$1\frac{1}{4}$
3.	$\frac{3}{4}$
4.	2
5.	$\frac{1}{2}$
6.	$\frac{1}{4}$
7.	$1\frac{1}{2}$
8.	$1\frac{3}{4}$
9.	1
10.	$\frac{3}{4}$
11.	$\frac{1}{2}$

1-10	91	82	73	64	55	45	36	27	18	9
11	0									

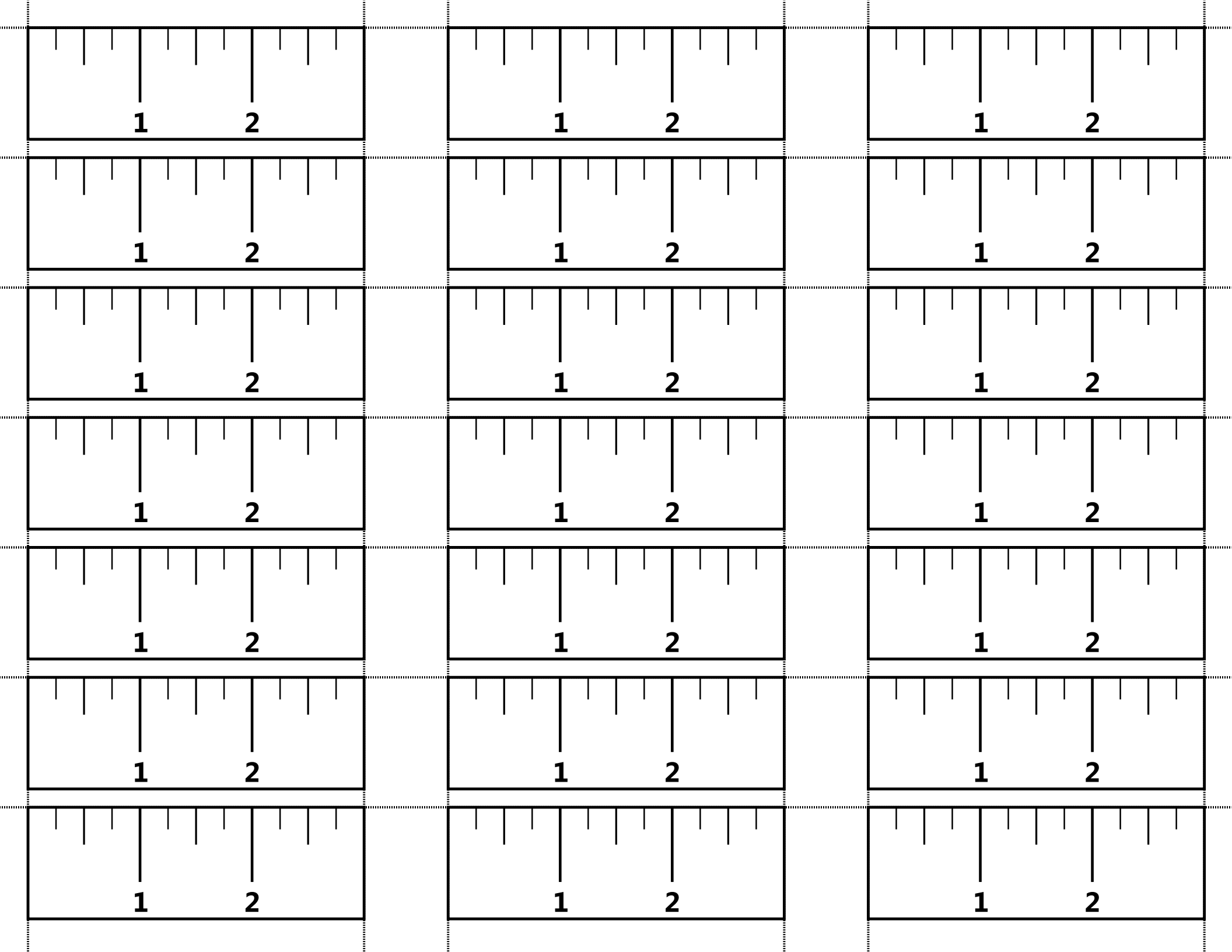
1
2