Multiplizieren von Brüchen - visuell

Name:

Benutze das Feld um ein visuelles Beispiel zu geben, wie man zwei Brüche miteinander multipliziert.

Bsp) $\frac{1}{6} \cdot \frac{2}{8} =$

1) $\frac{1}{2} \cdot \frac{1}{6} =$

2) $\frac{5}{6} \cdot \frac{4}{8} =$

3) $\frac{1}{3} \cdot \frac{6}{8} =$

4) $\frac{5}{7} \cdot \frac{1}{8} =$

5) $\frac{7}{8} \cdot \frac{5}{9} =$

6) $\frac{4}{6} \cdot \frac{1}{2} =$

7) $\frac{1}{2} \cdot \frac{4}{6} =$

8) $\frac{6}{7} \cdot \frac{4}{7} =$

9) $\frac{2}{8} \cdot \frac{3}{4} =$

10) $\frac{1}{5} \cdot \frac{5}{6} =$

11) $\frac{3}{9} \cdot \frac{7}{9} =$

Antworten

Bsp. $^{2}/_{48}$

1. _____
2. _____
3. _____
4. _____
5. _____
6. _____
7. _____
8. _____
9. _____
10. _____
11. _____

1-10	91	82	73	64	55	45	36	27	18	9
11	0									

Multiplizieren von Brüchen - visuell

Name: **Lösungsschlüssel**

Benutze das Feld um ein visuelles Beispiel zu geben, wie man zwei Brüche miteinander multipliziert.

Bsp) $\frac{1}{6} \cdot \frac{2}{8} =$

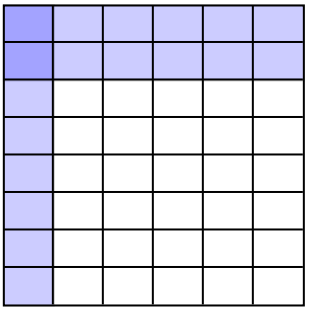

1) $\frac{1}{2} \cdot \frac{1}{6} =$

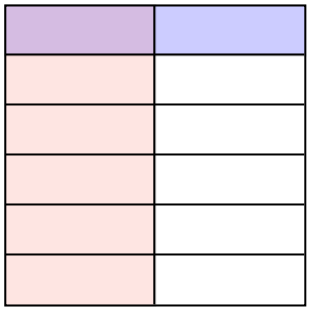

2) $\frac{5}{6} \cdot \frac{4}{8} =$

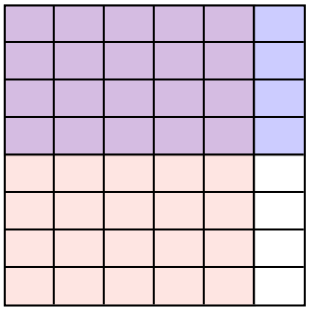

3) $\frac{1}{3} \cdot \frac{6}{8} =$

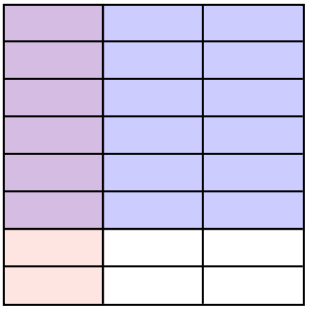

4) $\frac{5}{7} \cdot \frac{1}{8} =$

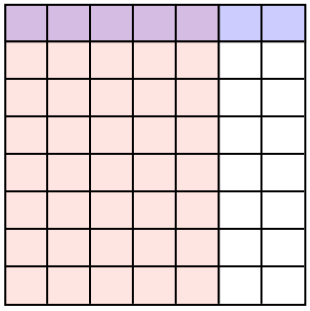

5) $\frac{7}{8} \cdot \frac{5}{9} =$

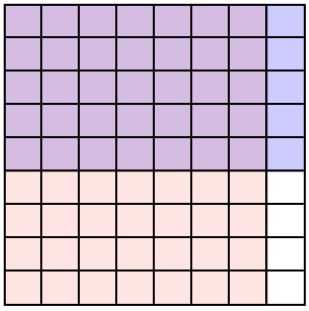

6) $\frac{4}{6} \cdot \frac{1}{2} =$

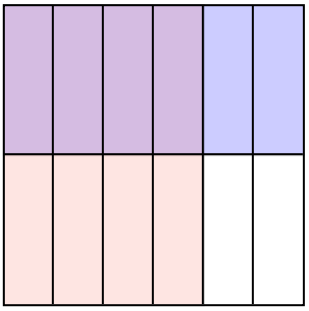

7) $\frac{1}{2} \cdot \frac{4}{6} =$

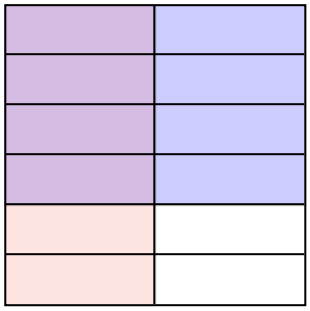

8) $\frac{6}{7} \cdot \frac{4}{7} =$



9) $\frac{2}{8} \cdot \frac{3}{4} =$

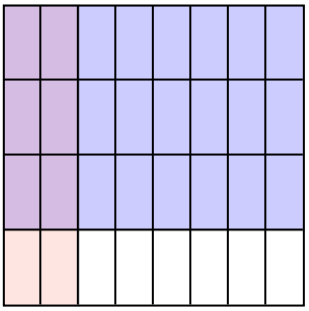

10) $\frac{1}{5} \cdot \frac{5}{6} =$

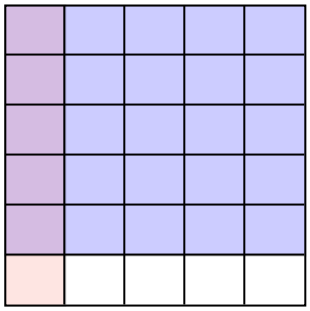

11) $\frac{3}{9} \cdot \frac{7}{9} =$

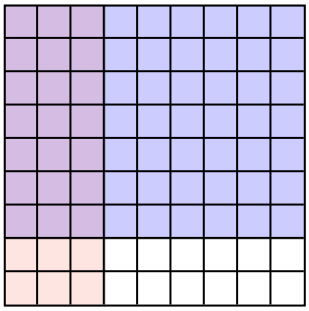

Antworten

Bsp.	$\frac{2}{48}$
1.	$\frac{1}{12}$
2.	$\frac{20}{48}$
3.	$\frac{6}{24}$
4.	$\frac{5}{56}$
5.	$\frac{35}{72}$
6.	$\frac{4}{12}$
7.	$\frac{4}{12}$
8.	$\frac{24}{49}$
9.	$\frac{6}{32}$
10.	$\frac{5}{30}$
11.	$\frac{21}{81}$

1-10	91	82	73	64	55	45	36	27	18	9
11	0									