Multiplizieren von Brüchen - visuell

Name:

Benutze das Feld um ein visuelles Beispiel zu geben, wie man zwei Brüche miteinander multipliziert.

Bsp) $\frac{2}{8} \cdot \frac{2}{9} =$

1) $\frac{4}{7} \cdot \frac{1}{5} =$

2) $\frac{4}{6} \cdot \frac{1}{2} =$

3) $\frac{3}{4} \cdot \frac{1}{6} =$

4) $\frac{3}{9} \cdot \frac{4}{5} =$

5) $\frac{3}{6} \cdot \frac{5}{7} =$

6) $\frac{1}{3} \cdot \frac{2}{3} =$

7) $\frac{3}{5} \cdot \frac{5}{9} =$

8) $\frac{3}{7} \cdot \frac{7}{8} =$

9) $\frac{2}{5} \cdot \frac{3}{7} =$

10) $\frac{1}{2} \cdot \frac{6}{8} =$

11) $\frac{3}{5} \cdot \frac{2}{4} =$

Antworten

Bsp. $\frac{4}{72}$

1. _____
2. _____
3. _____
4. _____
5. _____
6. _____
7. _____
8. _____
9. _____
10. _____
11. _____

1-10	91	82	73	64	55	45	36	27	18	9
11	0									

Multiplizieren von Brüchen - visuell

Name: **Lösungsschlüssel**

Benutze das Feld um ein visuelles Beispiel zu geben, wie man zwei Brüche miteinander multipliziert.

Bsp) $\frac{2}{8} \cdot \frac{2}{9} =$

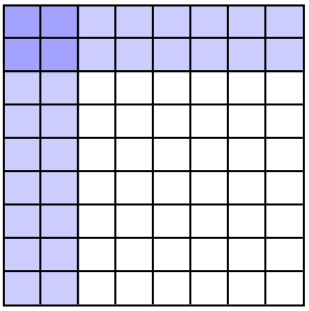

1) $\frac{4}{7} \cdot \frac{1}{5} =$

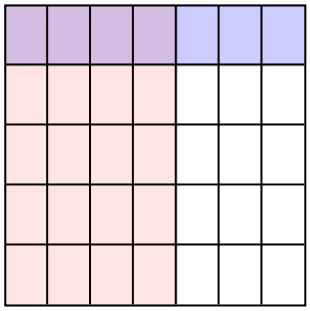

2) $\frac{4}{6} \cdot \frac{1}{2} =$

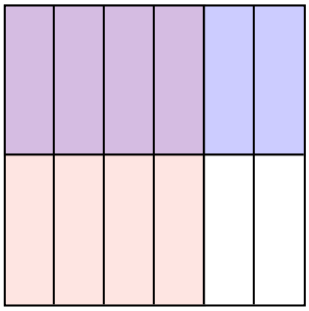

3) $\frac{3}{4} \cdot \frac{1}{6} =$

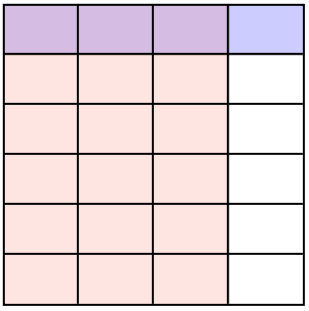

4) $\frac{3}{9} \cdot \frac{4}{5} =$

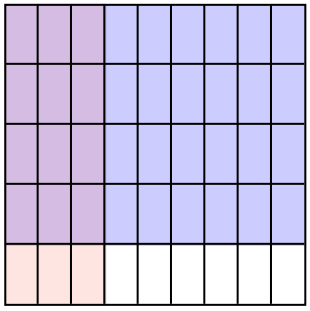

5) $\frac{3}{6} \cdot \frac{5}{7} =$



6) $\frac{1}{3} \cdot \frac{2}{3} =$



7) $\frac{3}{5} \cdot \frac{5}{9} =$

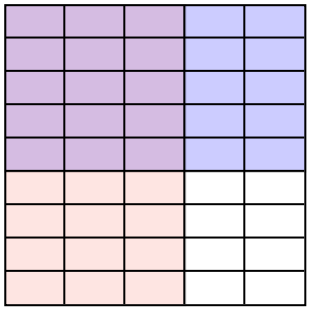

8) $\frac{3}{7} \cdot \frac{7}{8} =$

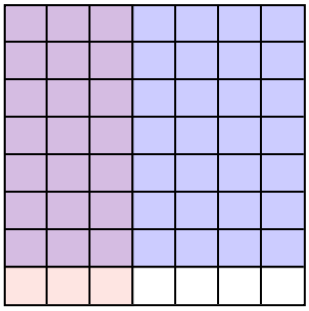

9) $\frac{2}{5} \cdot \frac{3}{7} =$

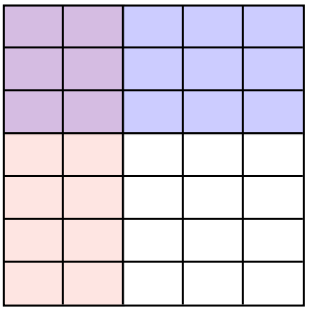

10) $\frac{1}{2} \cdot \frac{6}{8} =$

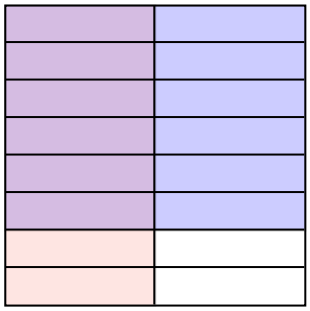

11) $\frac{3}{5} \cdot \frac{2}{4} =$

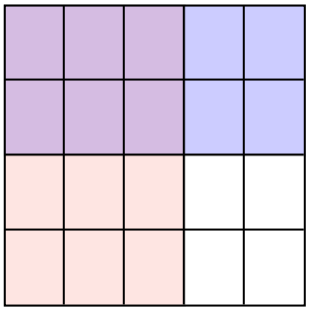

Antworten

Bsp.	4/72
1.	4/35
2.	4/12
3.	3/24
4.	12/45
5.	15/42
6.	2/9
7.	15/45
8.	21/56
9.	6/35
10.	6/16
11.	6/20

1-10	91	82	73	64	55	45	36	27	18	9
11	0									