# Multiplizieren von Brüchen - visuell

Name:

**Benutze das Feld um ein visuelles Beispiel zu geben, wie man zwei Brüche miteinander multipliziert.**

**Bsp)** $\frac{8}{9} \cdot \frac{5}{8} =$

**1)** $\frac{1}{3} \cdot \frac{3}{4} =$

**2)** $\frac{3}{4} \cdot \frac{2}{9} =$

**3)** $\frac{1}{2} \cdot \frac{1}{2} =$

**4)** $\frac{1}{4} \cdot \frac{1}{2} =$

**5)** $\frac{1}{9} \cdot \frac{2}{4} =$

**6)** $\frac{5}{6} \cdot \frac{1}{6} =$

**7)** $\frac{6}{9} \cdot \frac{2}{3} =$

**8)** $\frac{5}{6} \cdot \frac{7}{9} =$

**9)** $\frac{2}{4} \cdot \frac{2}{6} =$

**10)** $\frac{1}{2} \cdot \frac{1}{6} =$

**11)** $\frac{5}{7} \cdot \frac{4}{6} =$

**Antworten**

Bsp. 40/72

1. _____
2. _____
3. _____
4. _____
5. _____
6. _____
7. _____
8. _____
9. _____
10. _____
11. _____



| | | | | | | | | | | |
|---|---|---|---|---|---|---|---|---|---|---|
| 1-10 | 91 | 82 | 73 | 64 | 55 | 45 | 36 | 27 | 18 | 9 |
| 11 | 0 | | | | | | | | | |

Multiplizieren von Brüchen - visuell

Name: **Lösungsschlüssel**

**Benutze das Feld um ein visuelles Beispiel zu geben, wie man zwei Brüche miteinander multipliziert.**

**Bsp)** $\frac{8}{9} \cdot \frac{5}{8} =$

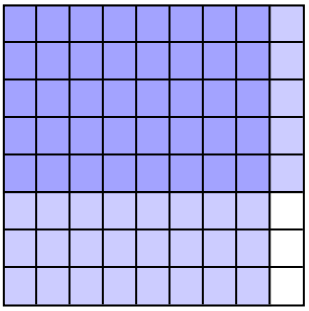

**1)** $\frac{1}{3} \cdot \frac{3}{4} =$



**2)** $\frac{3}{4} \cdot \frac{2}{9} =$

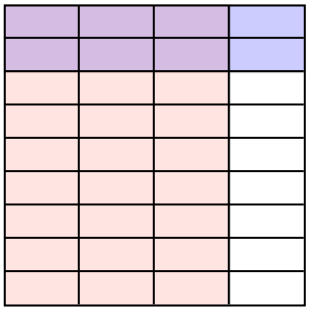

**3)** $\frac{1}{2} \cdot \frac{1}{2} =$



**4)** $\frac{1}{4} \cdot \frac{1}{2} =$



**5)** $\frac{1}{9} \cdot \frac{2}{4} =$

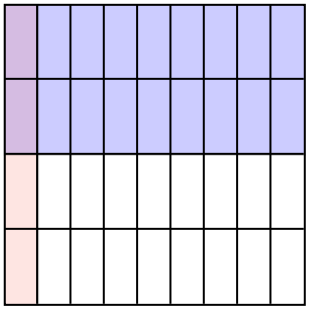

**6)** $\frac{5}{6} \cdot \frac{1}{6} =$

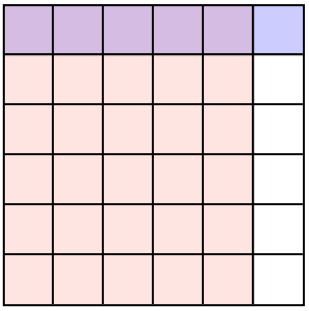

**7)** $\frac{6}{9} \cdot \frac{2}{3} =$

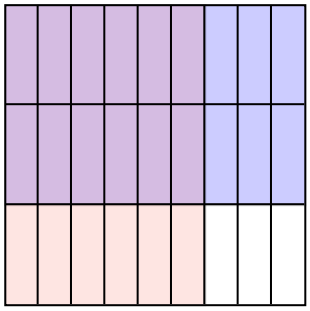

**8)** $\frac{5}{6} \cdot \frac{7}{9} =$

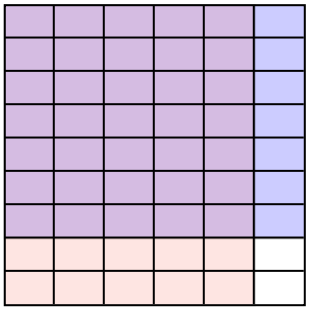

**9)** $\frac{2}{4} \cdot \frac{2}{6} =$

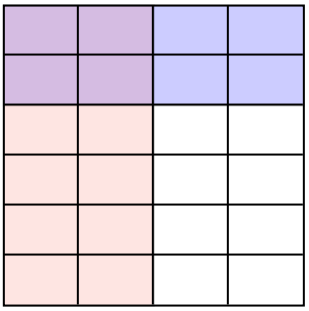

**10)** $\frac{1}{2} \cdot \frac{1}{6} =$

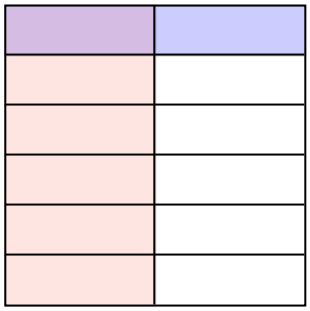

**11)** $\frac{5}{7} \cdot \frac{4}{6} =$

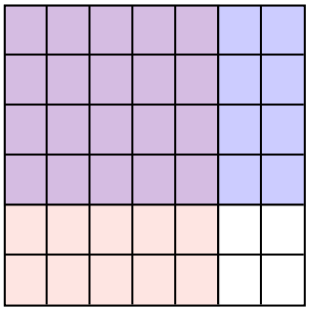

**Antworten**

| | |
|---|---|
| Bsp. | 40/72 |
| 1. | 3/12 |
| 2. | 6/36 |
| 3. | 1/4 |
| 4. | 1/8 |
| 5. | 2/36 |
| 6. | 5/36 |
| 7. | 12/27 |
| 8. | 35/54 |
| 9. | 4/24 |
| 10. | 1/12 |
| 11. | 20/42 |



| | | | | | | | | | | |
|---|---|---|---|---|---|---|---|---|---|---|
| 1-10 | 91 | 82 | 73 | 64 | 55 | 45 | 36 | 27 | 18 | 9 |
| 11 | 0 | | | | | | | | | |