Multiplizieren von Brüchen - visuell

Name:

Benutze das Feld um ein visuelles Beispiel zu geben, wie man zwei Brüche miteinander multipliziert.

Bsp) $\frac{1}{2} \cdot \frac{6}{7} =$

1) $\frac{4}{7} \cdot \frac{1}{8} =$

2) $\frac{1}{3} \cdot \frac{2}{3} =$

3) $\frac{2}{6} \cdot \frac{1}{2} =$

4) $\frac{3}{8} \cdot \frac{5}{8} =$

5) $\frac{5}{8} \cdot \frac{6}{7} =$

6) $\frac{3}{4} \cdot \frac{1}{3} =$

7) $\frac{4}{7} \cdot \frac{3}{8} =$

8) $\frac{2}{3} \cdot \frac{2}{8} =$

9) $\frac{1}{2} \cdot \frac{3}{5} =$

10) $\frac{1}{4} \cdot \frac{4}{9} =$

11) $\frac{1}{7} \cdot \frac{5}{9} =$

Antworten

Bsp. $\frac{6}{14}$

1. _____
2. _____
3. _____
4. _____
5. _____
6. _____
7. _____
8. _____
9. _____
10. _____
11. _____

1-10	91	82	73	64	55	45	36	27	18	9
11	0									

Multiplizieren von Brüchen - visuell

Name: **Lösungsschlüssel**

Benutze das Feld um ein visuelles Beispiel zu geben, wie man zwei Brüche miteinander multipliziert.

Bsp) $\frac{1}{2} \cdot \frac{6}{7} =$



1) $\frac{4}{7} \cdot \frac{1}{8} =$

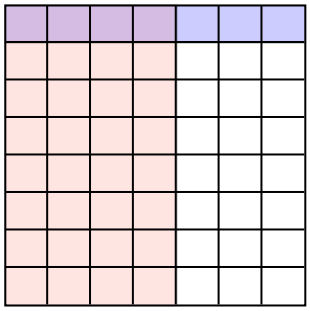

2) $\frac{1}{3} \cdot \frac{2}{3} =$



3) $\frac{2}{6} \cdot \frac{1}{2} =$

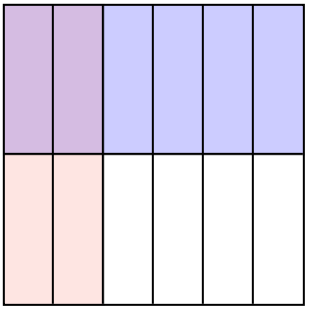

4) $\frac{3}{8} \cdot \frac{5}{8} =$



5) $\frac{5}{8} \cdot \frac{6}{7} =$



6) $\frac{3}{4} \cdot \frac{1}{3} =$

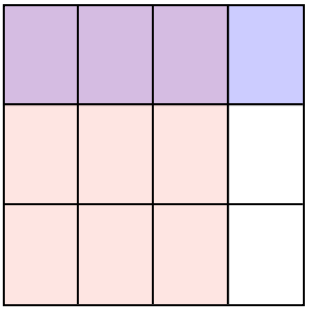

7) $\frac{4}{7} \cdot \frac{3}{8} =$

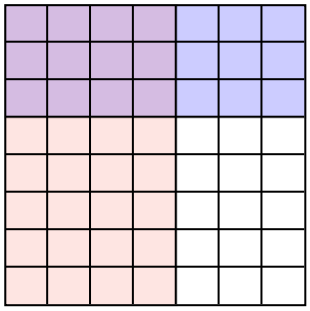

8) $\frac{2}{3} \cdot \frac{2}{8} =$

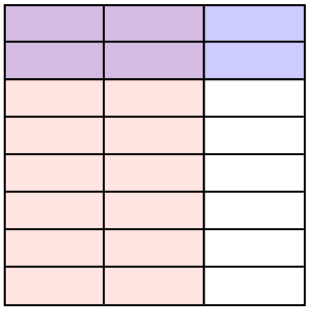

9) $\frac{1}{2} \cdot \frac{3}{5} =$

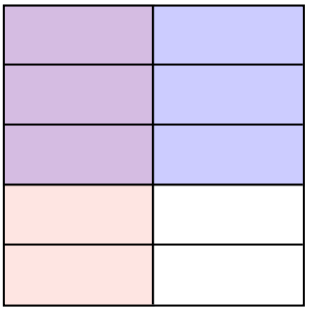

10) $\frac{1}{4} \cdot \frac{4}{9} =$

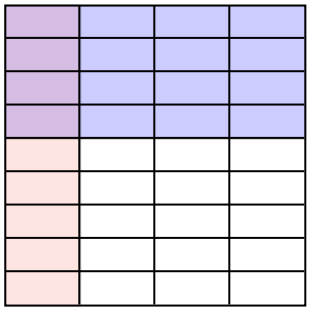

11) $\frac{1}{7} \cdot \frac{5}{9} =$

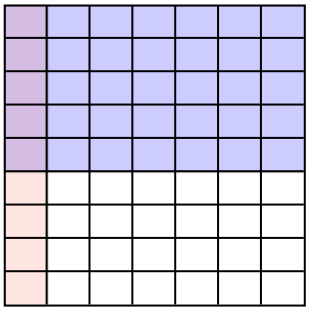

Antworten

Bsp.	6/14
1.	4/56
2.	2/9
3.	2/12
4.	15/64
5.	30/56
6.	3/12
7.	12/56
8.	4/24
9.	3/10
10.	4/36
11.	5/63

1-10	91	82	73	64	55	45	36	27	18	9
11	0									