Multiplizieren von Brüchen - visuell

Name:

Benutze das Feld um ein visuelles Beispiel zu geben, wie man zwei Brüche miteinander multipliziert.

Bsp) $\frac{3}{6} \cdot \frac{1}{9} =$

1) $\frac{2}{3} \cdot \frac{2}{6} =$

2) $\frac{2}{3} \cdot \frac{2}{3} =$

3) $\frac{6}{7} \cdot \frac{1}{3} =$

4) $\frac{1}{7} \cdot \frac{1}{2} =$

5) $\frac{3}{8} \cdot \frac{5}{9} =$

6) $\frac{3}{4} \cdot \frac{1}{7} =$

7) $\frac{2}{8} \cdot \frac{2}{5} =$

8) $\frac{3}{7} \cdot \frac{3}{8} =$

9) $\frac{4}{5} \cdot \frac{1}{4} =$

10) $\frac{2}{4} \cdot \frac{6}{8} =$

11) $\frac{2}{7} \cdot \frac{1}{4} =$

Antworten

Bsp. $^{3}/_{54}$

1. _____
2. _____
3. _____
4. _____
5. _____
6. _____
7. _____
8. _____
9. _____
10. _____
11. _____

1-10	91	82	73	64	55	45	36	27	18	9
11	0									

Multiplizieren von Brüchen - visuell

Name: **Lösungsschlüssel**

Benutze das Feld um ein visuelles Beispiel zu geben, wie man zwei Brüche miteinander multipliziert.

Bsp) $\frac{3}{6} \cdot \frac{1}{9} =$

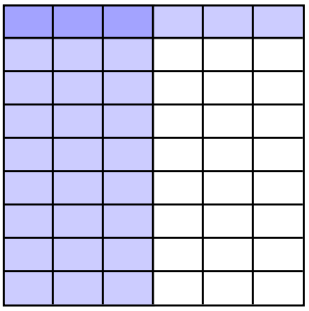

1) $\frac{2}{3} \cdot \frac{2}{6} =$

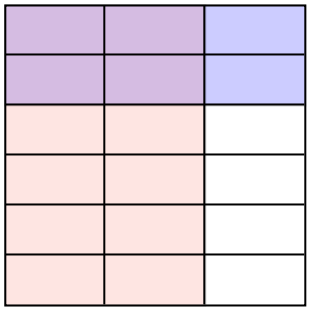

2) $\frac{2}{3} \cdot \frac{2}{3} =$



3) $\frac{6}{7} \cdot \frac{1}{3} =$

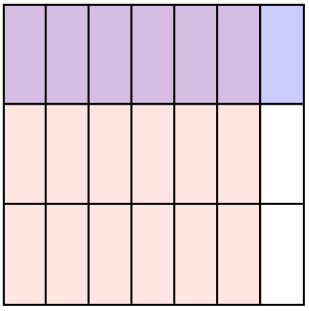

4) $\frac{1}{7} \cdot \frac{1}{2} =$

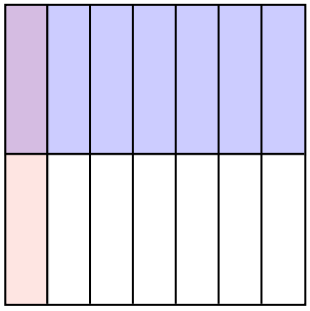

5) $\frac{3}{8} \cdot \frac{5}{9} =$

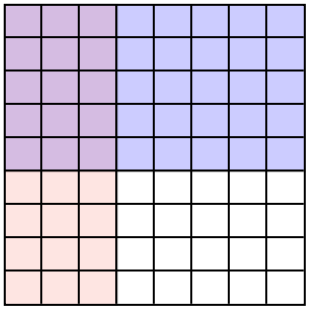

6) $\frac{3}{4} \cdot \frac{1}{7} =$

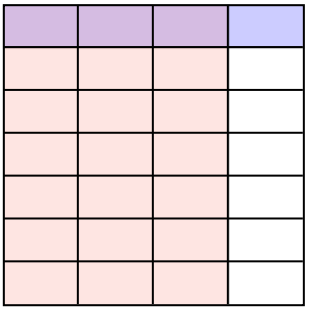

7) $\frac{2}{8} \cdot \frac{2}{5} =$

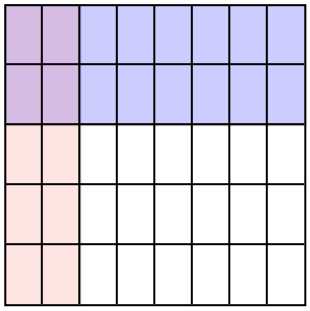

8) $\frac{3}{7} \cdot \frac{3}{8} =$

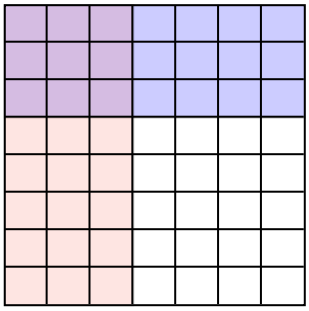

9) $\frac{4}{5} \cdot \frac{1}{4} =$

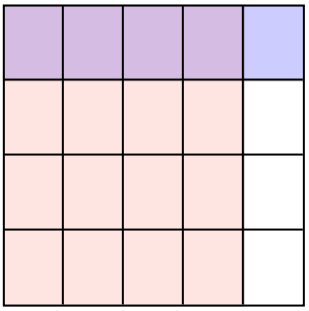

10) $\frac{2}{4} \cdot \frac{6}{8} =$

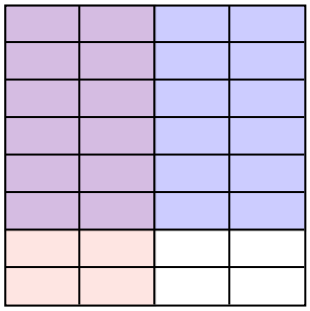

11) $\frac{2}{7} \cdot \frac{1}{4} =$

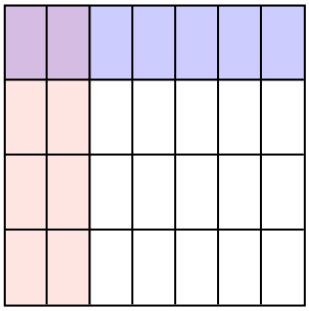

Antworten

Bsp.	3/54
1.	4/18
2.	4/9
3.	6/21
4.	1/14
5.	15/72
6.	3/28
7.	4/40
8.	9/56
9.	4/20
10.	12/32
11.	2/28

1-10	91	82	73	64	55	45	36	27	18	9
11	0									