

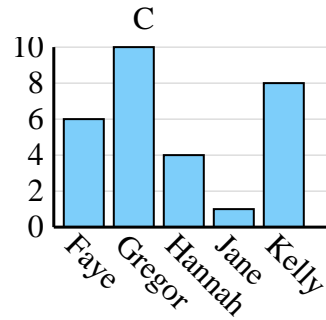
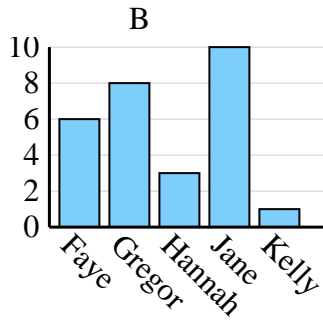
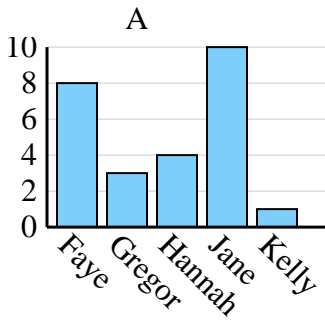


Entscheide, welches Diagramm (A, B oder C) am besten die Information in der Tabelle repräsentiert.

Antworten

1)

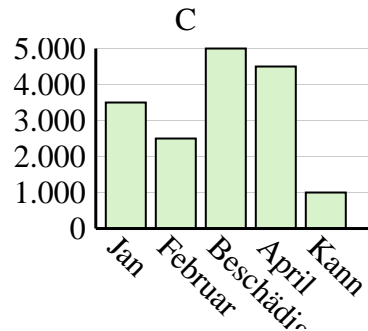
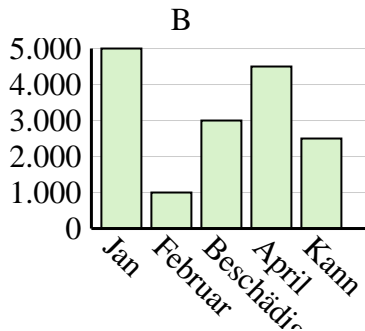
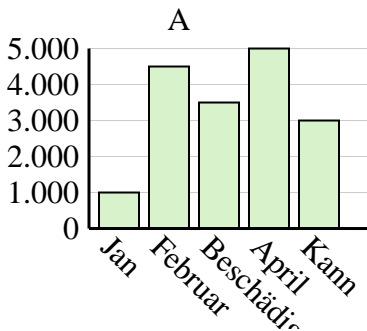
Name	Faye	Gregor	Hannah	Jane	Kelly
Staaten, in denen gelebt wurde	6	10	4	1	8



1. _____
2. _____
3. _____
4. _____

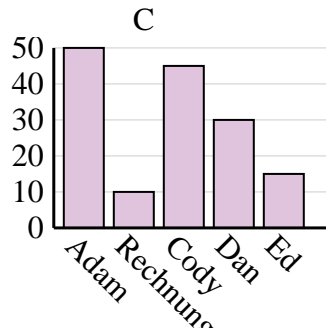
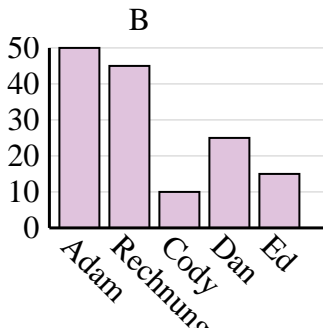
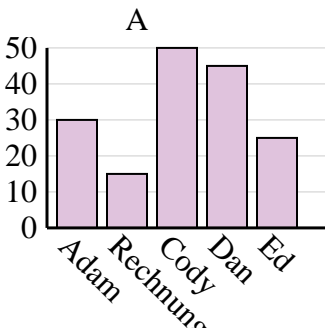
2)

Der Umsatz	Jan	Februar	Beschädigen	April	Kann
Monat	3.500	2.500	5.000	4.500	1.000



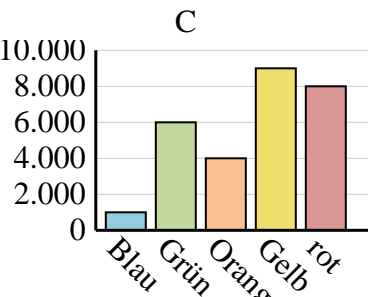
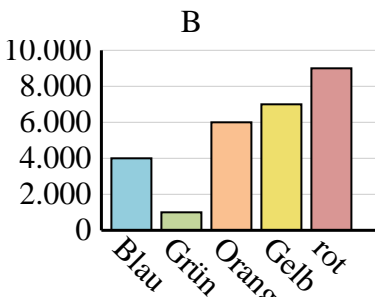
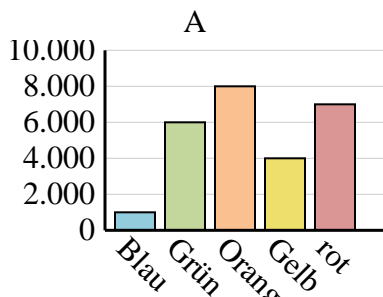
3)

Name	Adam	Rechnung	Cody	Dan	Ed
Punkte	30	15	50	45	25



4)

Lieblingsfarbe	Blau	Grün	Orange	Gelb	rot
Personen	4.000	1.000	6.000	7.000	9.000

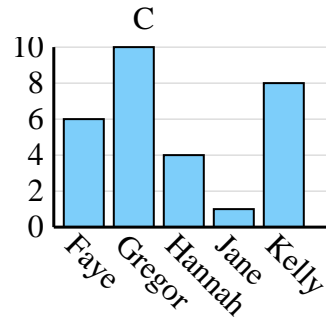
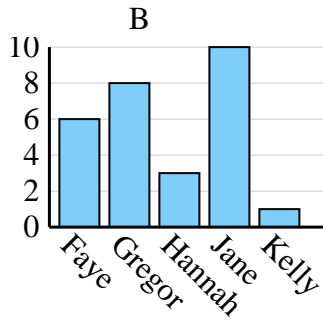
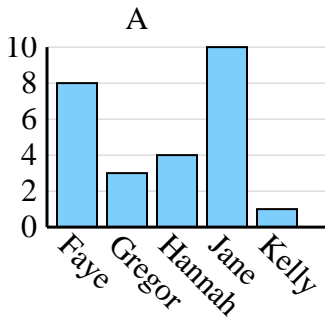




Entscheide, welches Diagramm (A, B oder C) am besten die Information in der Tabelle repräsentiert.

Antworten

Name	Faye	Gregor	Hannah	Jane	Kelly
Staaten, in denen gelebt wurde	6	10	4	1	8



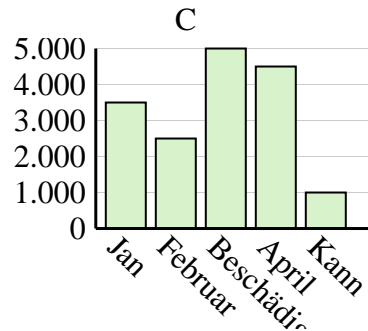
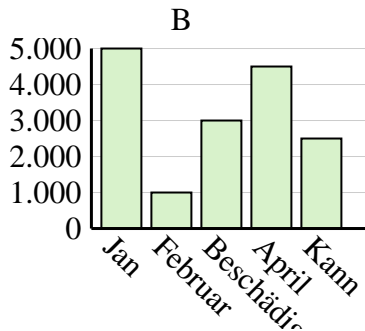
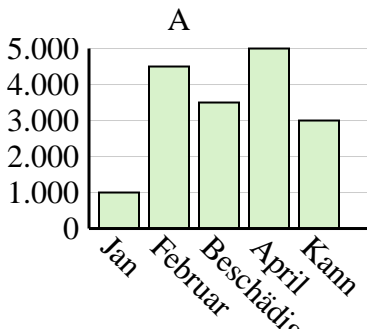
1. **C**

2. **C**

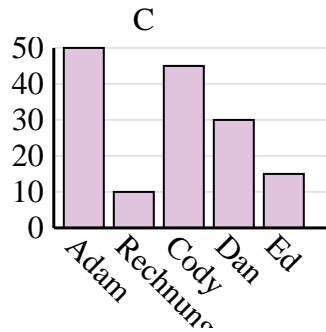
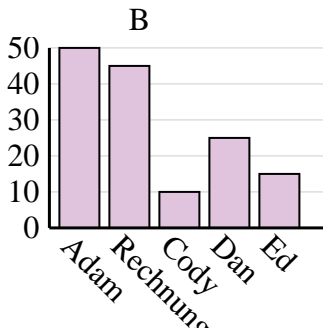
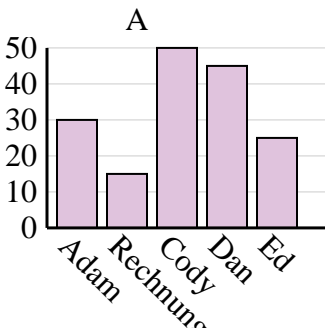
3. **A**

4. **B**

Der Umsatz	Jan	Februar	Beschädigen	April	Kann
Monat	3.500	2.500	5.000	4.500	1.000



Name	Adam	Rechnung	Cody	Dan	Ed
Punkte	30	15	50	45	25



Lieblingsfarbe	Blau	Grün	Orange	Gelb	rot
Personen	4.000	1.000	6.000	7.000	9.000

