

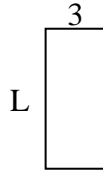


Berechne den Wert von 'L'.

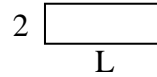
1) Fläche = $14u^2$



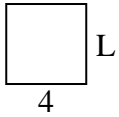
2) Fläche = $21u^2$



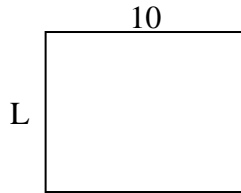
3) Fläche = $12u^2$



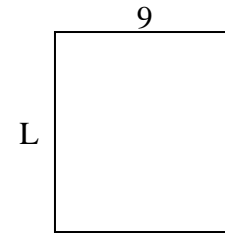
4) Fläche = $16u^2$



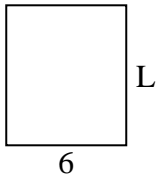
5) Fläche = $80u^2$



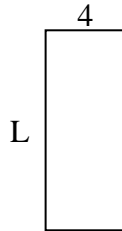
6) Fläche = $90u^2$



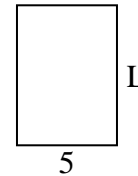
7) Fläche = $42u^2$



8) Fläche = $40u^2$



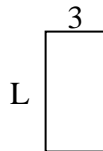
9) Fläche = $35u^2$



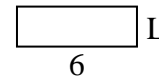
10) Fläche = $16u^2$



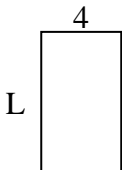
11) Fläche = $18u^2$



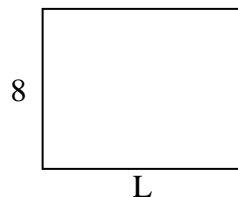
12) Fläche = $12u^2$



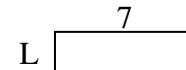
13) Fläche = $28u^2$



14) Fläche = $80u^2$



15) Fläche = $14u^2$



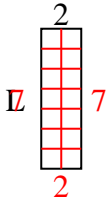
Antworten

1. _____
2. _____
3. _____
4. _____
5. _____
6. _____
7. _____
8. _____
9. _____
10. _____
11. _____
12. _____
13. _____
14. _____
15. _____

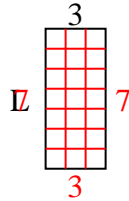


Berechne den Wert von 'L'.

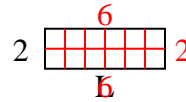
1) Fläche = $14u^2$



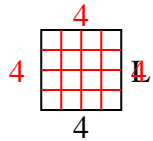
2) Fläche = $21u^2$



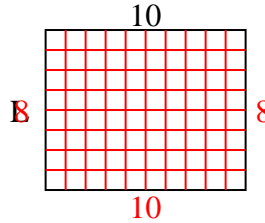
3) Fläche = $12u^2$



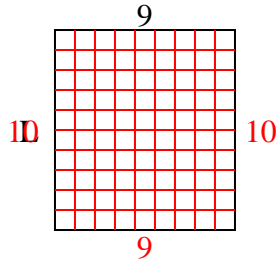
4) Fläche = $16u^2$



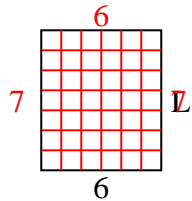
5) Fläche = $80u^2$



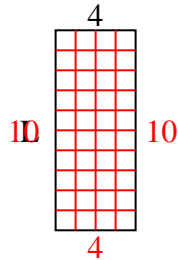
6) Fläche = $90u^2$



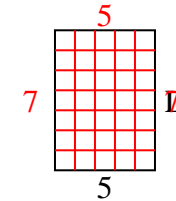
7) Fläche = $42u^2$



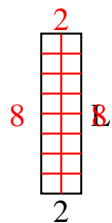
8) Fläche = $40u^2$



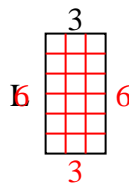
9) Fläche = $35u^2$



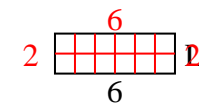
10) Fläche = $16u^2$



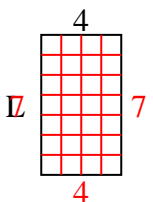
11) Fläche = $18u^2$



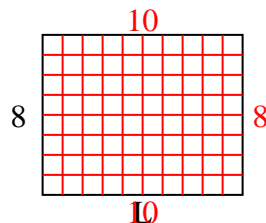
12) Fläche = $12u^2$



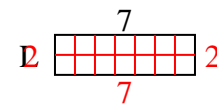
13) Fläche = $28u^2$



14) Fläche = $80u^2$



15) Fläche = $14u^2$

**Antworten**1. 72. 73. 64. 45. 86. 107. 78. 109. 710. 811. 612. 213. 714. 1015. 2