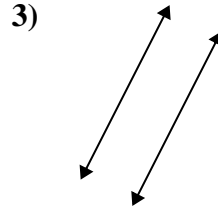
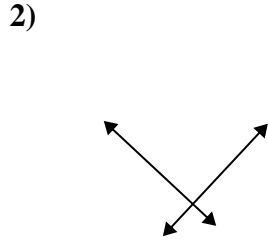
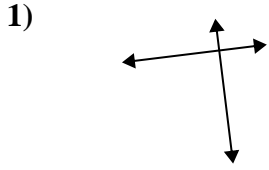




Benutze 'parallel', 'rechtwinklig'(rech) oder 'sich überschneidend'(über) um die Linien zu beschreiben.

Antworten

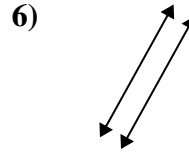
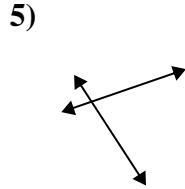
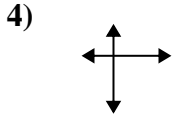


1. \_\_\_\_\_

2. \_\_\_\_\_

3. \_\_\_\_\_

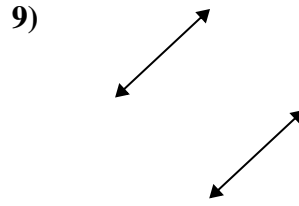
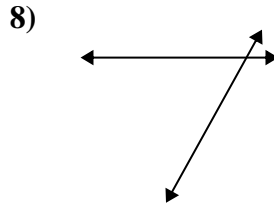
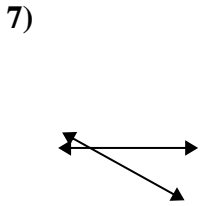
4. \_\_\_\_\_



5. \_\_\_\_\_

6. \_\_\_\_\_

7. \_\_\_\_\_

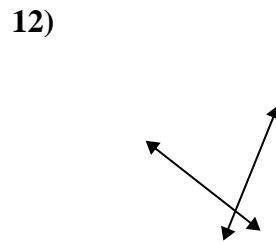
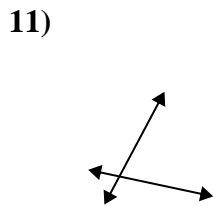
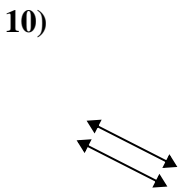


8. \_\_\_\_\_

9. \_\_\_\_\_

10. \_\_\_\_\_

11. \_\_\_\_\_

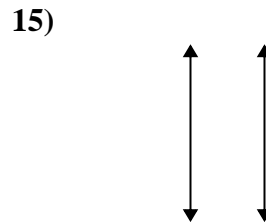
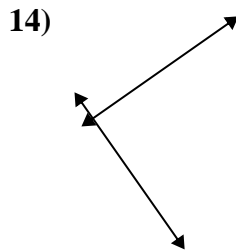
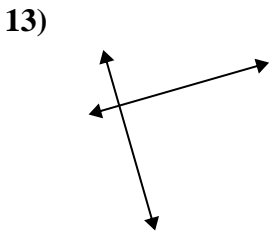


12. \_\_\_\_\_

13. \_\_\_\_\_

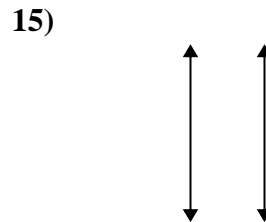
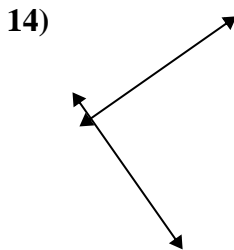
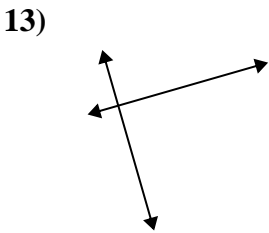
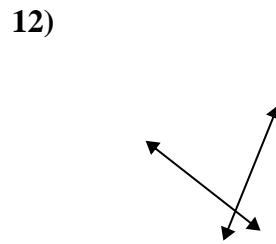
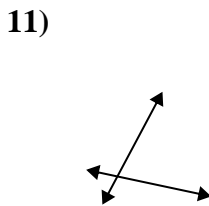
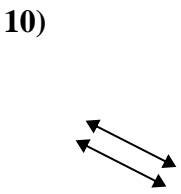
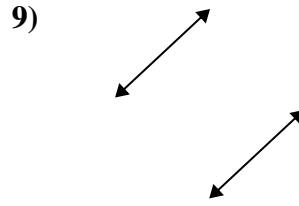
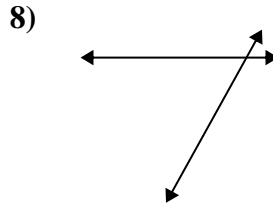
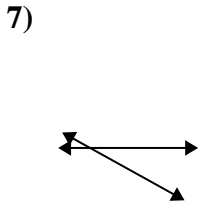
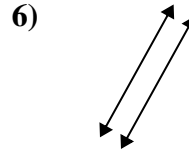
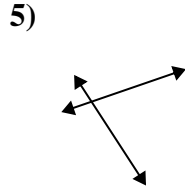
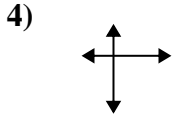
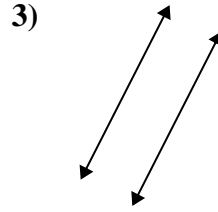
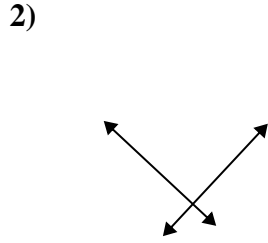
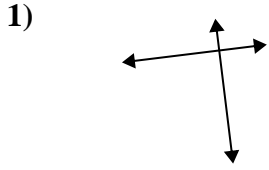
14. \_\_\_\_\_

15. \_\_\_\_\_





Benutze 'parallel', 'rechtwinklig'(rech) oder 'sich überschneidend'(über) um die Linien zu beschreiben.



Antworten

1. rech & über

2. rech & über

3. parallel

4. rech & über

5. über

6. parallel

7. über

8. über

9. parallel

10. parallel

11. über

12. über

13. rech & über

14. rech & über

15. parallel