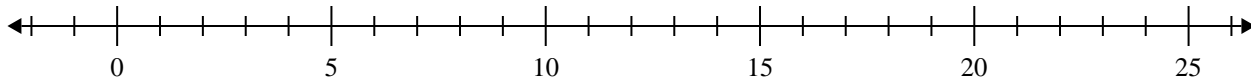


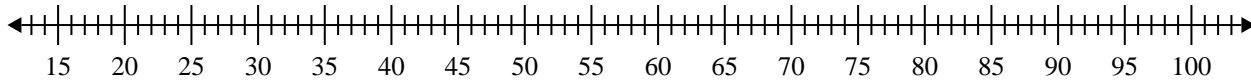


Erstelle eine Kastengrafik aus den angegebenen Zahlen.

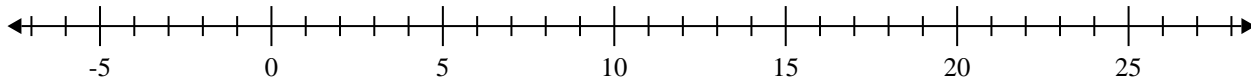
1) 16, 7, 7, 15, 15, 18, 9, 10



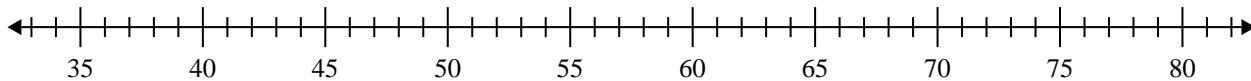
2) 21, 87, 68, 79, 30, 90, 24, 57



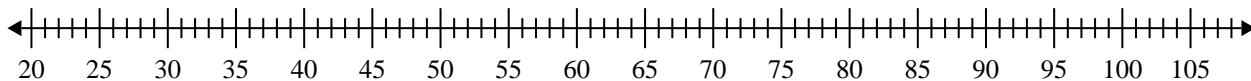
3) 13, 10, 12, 14, 16, 8, 7



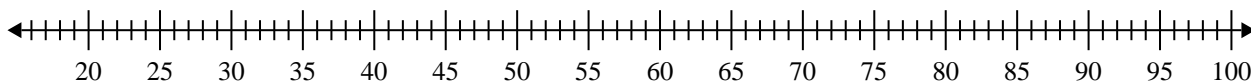
4) 77, 40, 66, 43, 72, 55, 71



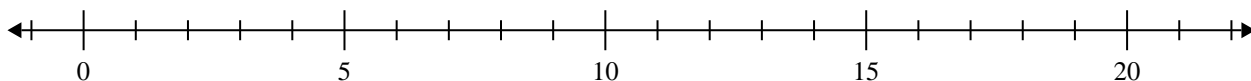
5) 60, 81, 88, 86, 35, 74, 99, 64, 39, 32, 51



6) 95, 81, 24, 55, 82, 91



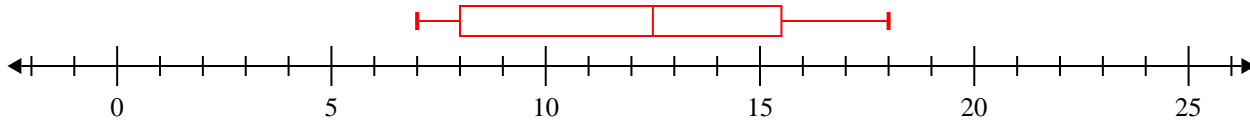
7) 11, 13, 9, 6, 14, 10, 15



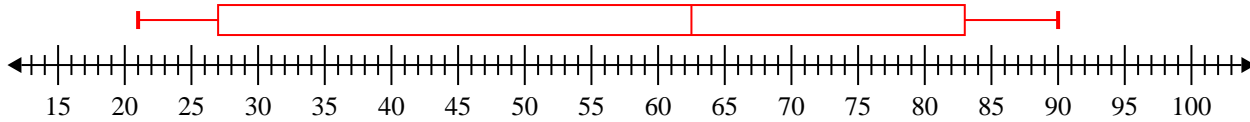


Erstelle eine Kastengrafik aus den angegebenen Zahlen.

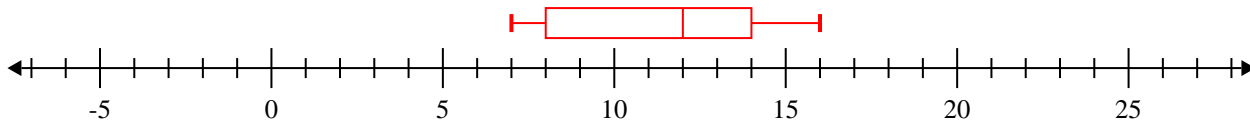
- 1) 16, 7, 7, 15, 15, 18, 9, 10
- $\text{Min}=7$
- $\text{Max}=18$
- $q_1=8$
- $Q_2=12.5$
- $q_3=15.5$



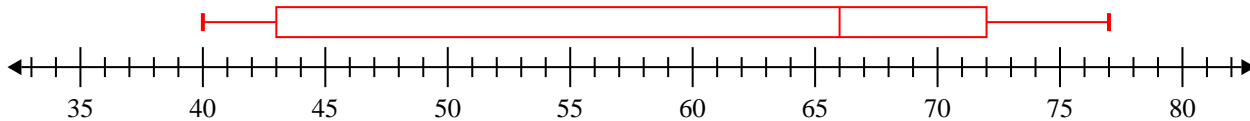
- 2) 21, 87, 68, 79, 30, 90, 24, 57
- $\text{Min}=21$
- $\text{Max}=90$
- $q_1=27$
- $Q_2=62.5$
- $q_3=83$



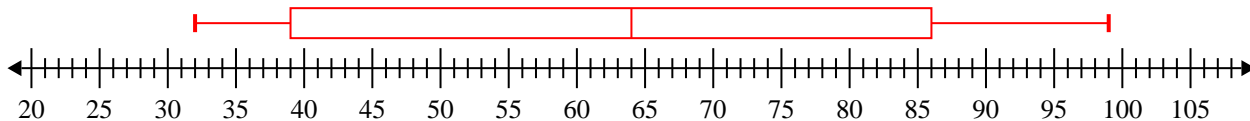
- 3) 13, 10, 12, 14, 16, 8, 7
- $\text{Min}=7$
- $\text{Max}=16$
- $q_1=8$
- $Q_2=12$
- $q_3=14$



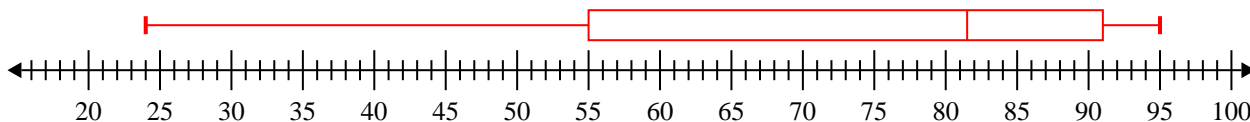
- 4) 77, 40, 66, 43, 72, 55, 71
- $\text{Min}=40$
- $\text{Max}=77$
- $q_1=43$
- $Q_2=66$
- $q_3=72$



- 5) 60, 81, 88, 86, 35, 74, 99, 64, 39, 32, 51
- $\text{Min}=32$
- $\text{Max}=99$
- $q_1=39$
- $Q_2=64$
- $q_3=86$



- 6) 95, 81, 24, 55, 82, 91
- $\text{Min}=24$
- $\text{Max}=95$
- $q_1=55$
- $Q_2=81.5$
- $q_3=91$



- 7) 11, 13, 9, 6, 14, 10, 15
- $\text{Min}=6$
- $\text{Max}=15$
- $q_1=9$
- $Q_2=11$
- $q_3=14$

