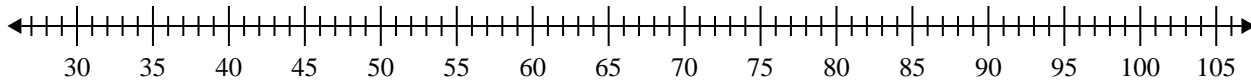


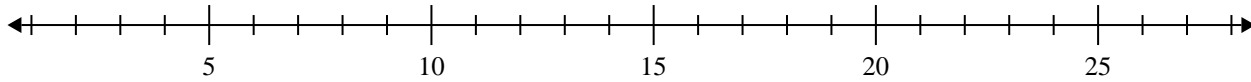


Erstelle eine Kastengrafik aus den angegebenen Zahlen.

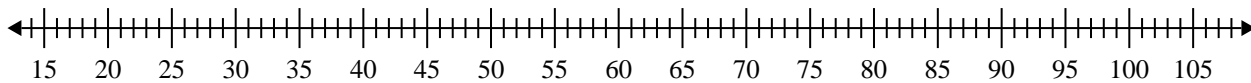
- 1) 58, 65, 93, 75, 37, 87, 67, 99, 81, 69, 96, 73, 89, 70, 78



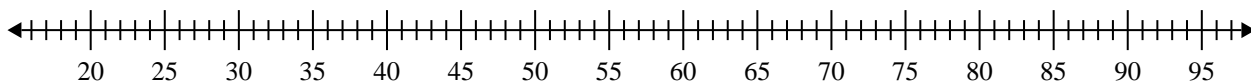
- 2) 15, 16, 6, 16, 11, 14, 11



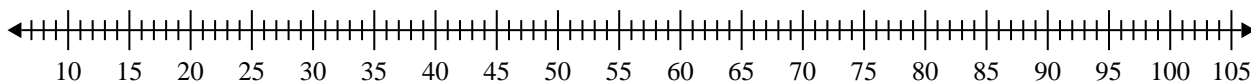
- 3) 33, 22, 85, 28, 33, 83, 95, 66



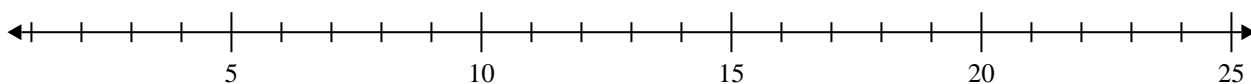
- 4) 29, 83, 57, 73, 28, 60, 40, 42



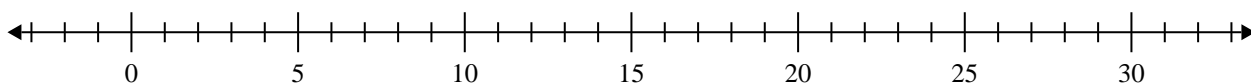
- 5) 58, 20, 59, 51, 90, 67, 51, 26, 37



- 6) 9, 8, 11, 10, 15, 15, 6, 19



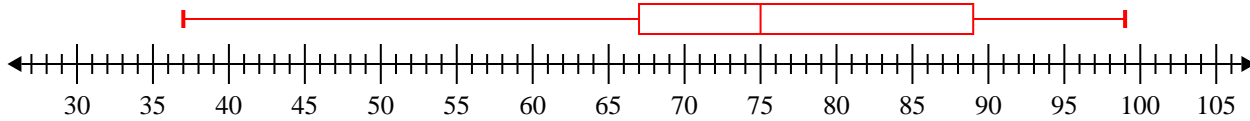
- 7) 15, 13, 8, 18, 18, 20, 19, 6



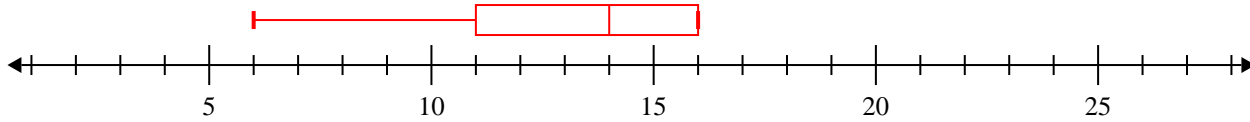


Erstelle eine Kastengrafik aus den angegebenen Zahlen.

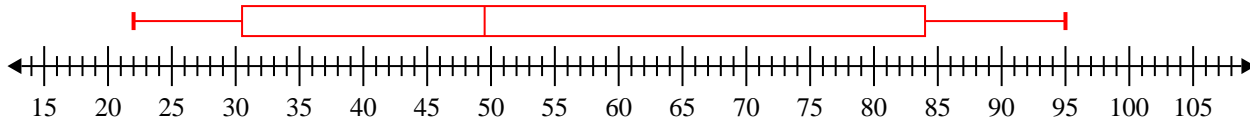
- 1) 58, 65, 93, 75, 37, 87, 67, 99, 81, 69, 96, 73, 89, 70, 78
- Min=37 Max=99 q1=67 Q2=75 q3=89**



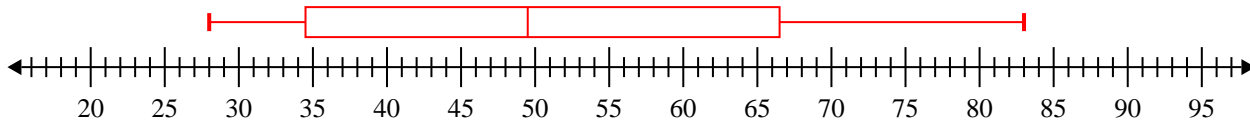
- 2) 15, 16, 6, 16, 11, 14, 11
- Min=6 Max=16 q1=11 Q2=14 q3=16**



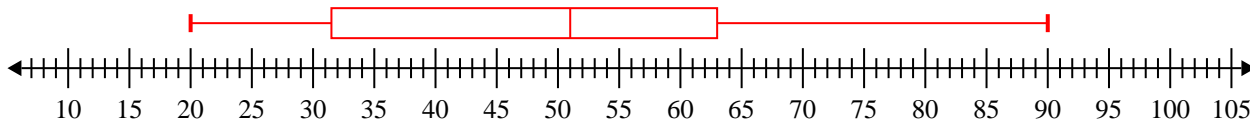
- 3) 33, 22, 85, 28, 33, 83, 95, 66
- Min=22 Max=95 q1=30.5 Q2=49.5 q3=84**



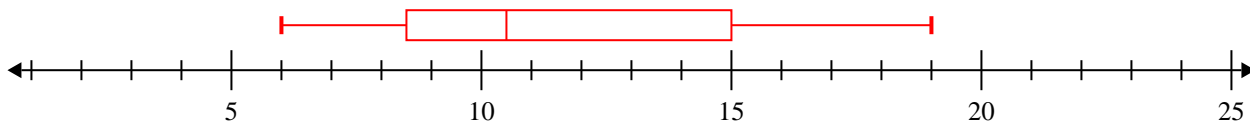
- 4) 29, 83, 57, 73, 28, 60, 40, 42
- Min=28 Max=83 q1=34.5 Q2=49.5 q3=66.5**



- 5) 58, 20, 59, 51, 90, 67, 51, 26, 37
- Min=20 Max=90 q1=31.5 Q2=51 q3=63**



- 6) 9, 8, 11, 10, 15, 15, 6, 19
- Min=6 Max=19 q1=8.5 Q2=10.5 q3=15**



- 7) 15, 13, 8, 18, 18, 20, 19, 6
- Min=6 Max=20 q1=10.5 Q2=16.5 q3=18.5**

