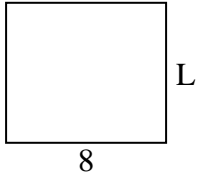


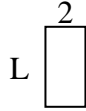


Berechne den Wert von 'L'.

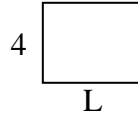
1) Fläche = 56 u^2




2) Fläche = 8 u^2



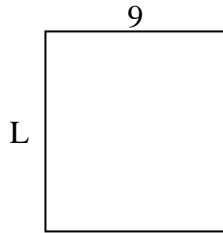
3) Fläche = 20 u^2



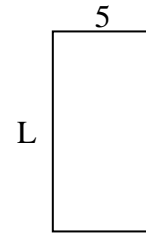
4) Fläche = 21 u^2



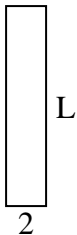
5) Fläche = 90 u^2



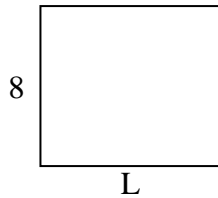
6) Fläche = 50 u^2



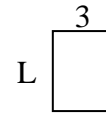
7) Fläche = 20 u^2



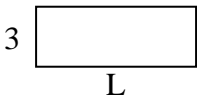
8) Fläche = 72 u^2



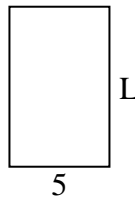
9) Fläche = 12 u^2



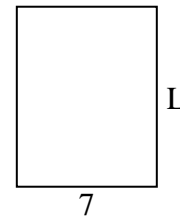
10) Fläche = 24 u^2



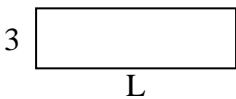
11) Fläche = 40 u^2



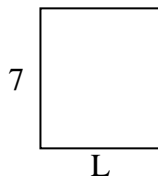
12) Fläche = 63 u^2



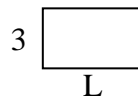
13) Fläche = 30 u^2



14) Fläche = 42 u^2



15) Fläche = 15 u^2



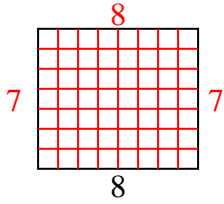
Antworten

1. _____
2. _____
3. _____
4. _____
5. _____
6. _____
7. _____
8. _____
9. _____
10. _____
11. _____
12. _____
13. _____
14. _____
15. _____

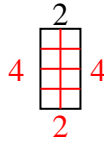


Berechne den Wert von 'L'.

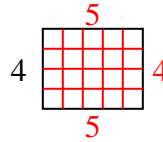
1) Fläche = 56 u^2



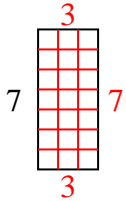
2) Fläche = 8 u^2



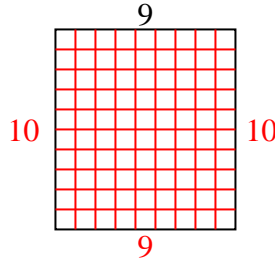
3) Fläche = 20 u^2



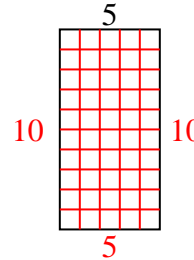
4) Fläche = 21 u^2



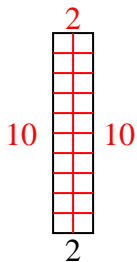
5) Fläche = 90 u^2



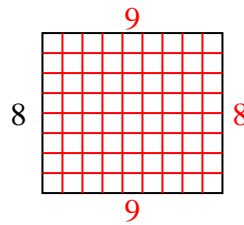
6) Fläche = 50 u^2



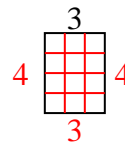
7) Fläche = 20 u^2



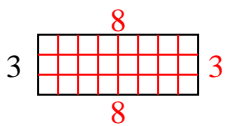
8) Fläche = 72 u^2



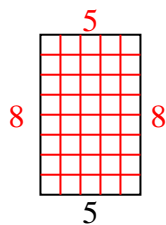
9) Fläche = 12 u^2



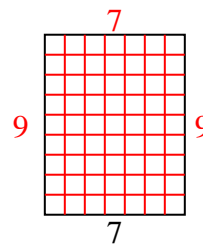
10) Fläche = 24 u^2



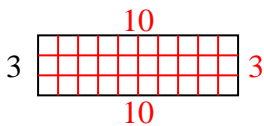
11) Fläche = 40 u^2



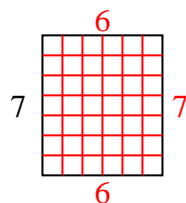
12) Fläche = 63 u^2



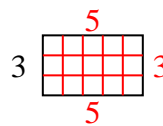
13) Fläche = 30 u^2



14) Fläche = 42 u^2



15) Fläche = 15 u^2



Antworten

1. 7

2. 4

3. 5

4. 3

5. 10

6. 10

7. 10

8. 9

9. 4

10. 8

11. 8

12. 9

13. 10

14. 6

15. 5