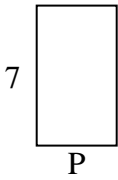


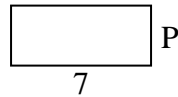


Berechne den Wert von 'P'.

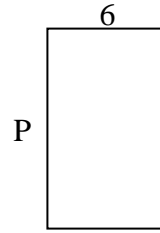
1) Fläche = 28 u^2



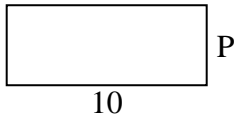
2) Fläche = 21 u^2



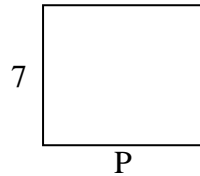
3) Fläche = 60 u^2




4) Fläche = 40 u^2



5) Fläche = 56 u^2



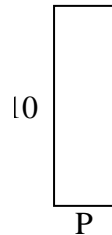
6) Fläche = 16 u^2



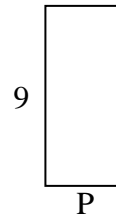
7) Fläche = 4 u^2



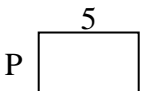
8) Fläche = 30 u^2



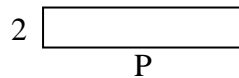
9) Fläche = 36 u^2



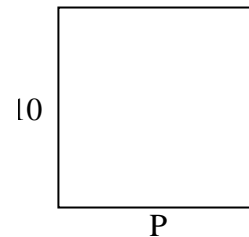
10) Fläche = 15 u^2



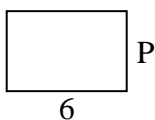
11) Fläche = 20 u^2



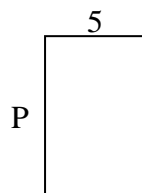
12) Fläche = 100 u^2




13) Fläche = 24 u^2



14) Fläche = 40 u^2



15) Fläche = 14 u^2

Antworten

1. _____

2. _____

3. _____

4. _____

5. _____

6. _____

7. _____

8. _____

9. _____

10. _____

11. _____

12. _____

13. _____

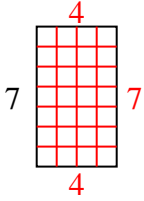
14. _____

15. _____

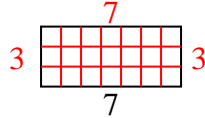


Berechne den Wert von 'P'.

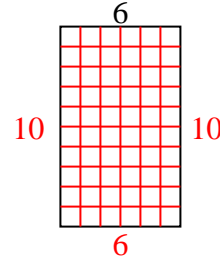
1) Fläche = 28 u^2



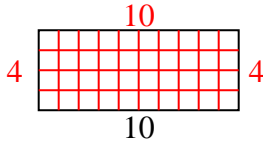
2) Fläche = 21 u^2



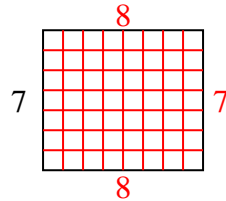
3) Fläche = 60 u^2



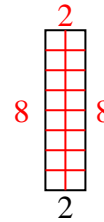
4) Fläche = 40 u^2



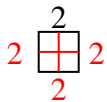
5) Fläche = 56 u^2



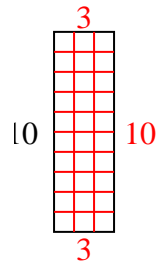
6) Fläche = 16 u^2



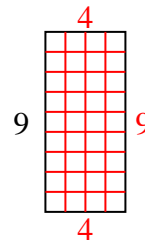
7) Fläche = 4 u^2



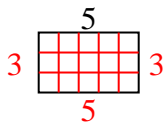
8) Fläche = 30 u^2



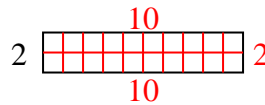
9) Fläche = 36 u^2



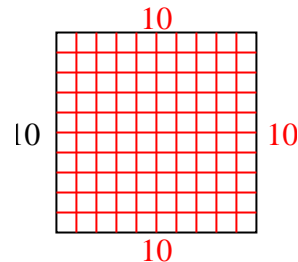
10) Fläche = 15 u^2



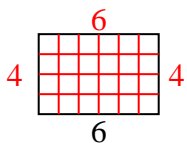
11) Fläche = 20 u^2



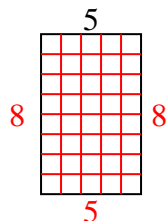
12) Fläche = 100 u^2



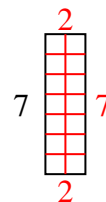
13) Fläche = 24 u^2



14) Fläche = 40 u^2



15) Fläche = 14 u^2

**Antworten**1. 42. 33. 104. 45. 86. 87. 28. 39. 410. 311. 1012. 1013. 414. 815. 2