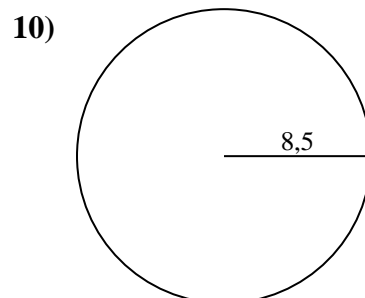
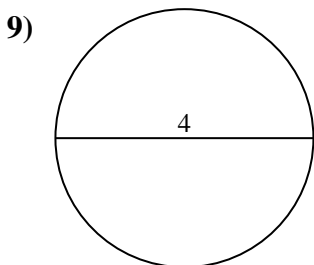
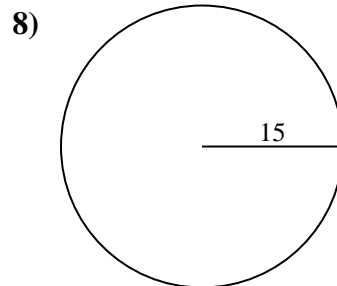
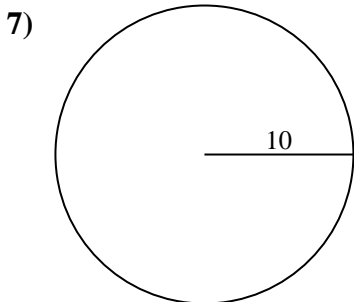
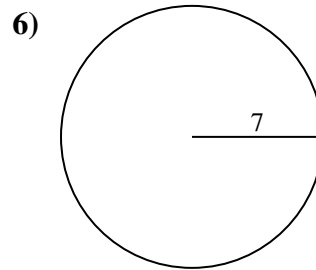
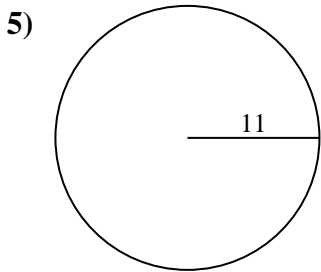
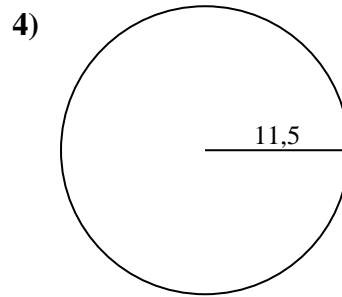
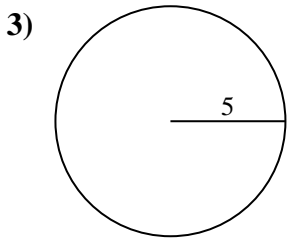
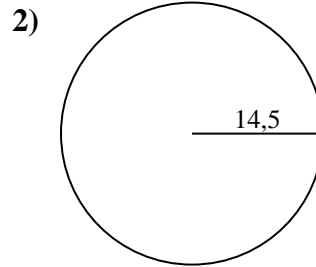
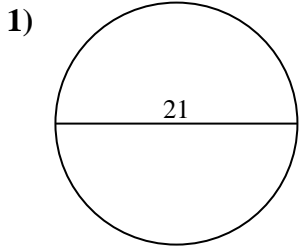




Berechne die Kreisfläche. Die Kreise sind nicht maßstäblich.

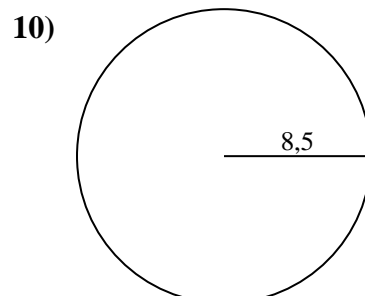
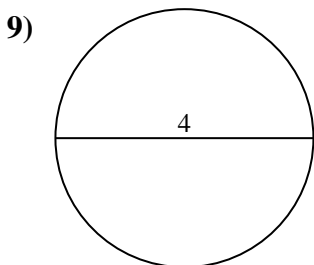
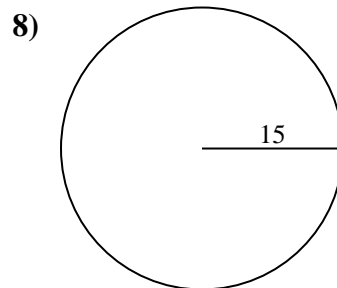
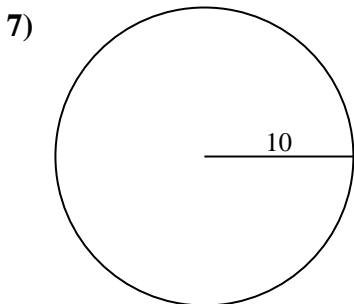
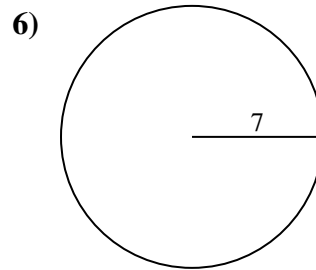
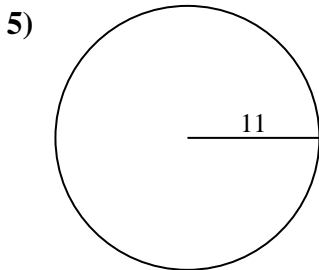
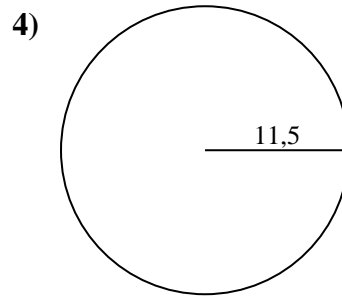
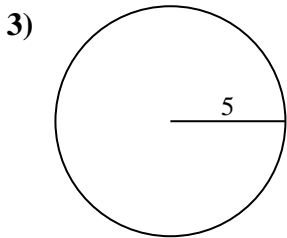
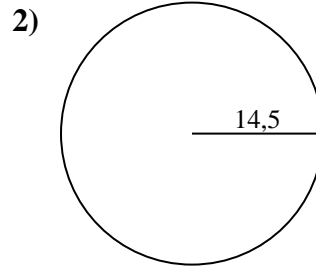
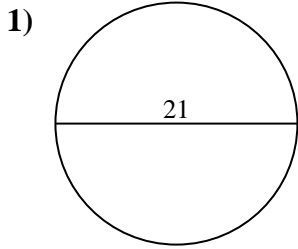


Antworten

- 1. _____
- 2. _____
- 3. _____
- 4. _____
- 5. _____
- 6. _____
- 7. _____
- 8. _____
- 9. _____
- 10. _____



Berechne die Kreisfläche. Die Kreise sind nicht maßstäblich.

**Antworten**

1. 346,36 cm²
2. 660,52 cm²
3. 78,54 cm²
4. 415,48 cm²
5. 380,13 cm²
6. 153,94 cm²
7. 314,16 cm²
8. 706,86 cm²
9. 12,57 cm²
10. 226,98 cm²



Berechne die Kreisfläche. Die Kreise sind nicht maßstäblich.

Antworten

415,48 cm²

226,98 cm²

346,36 cm²

706,86 cm²

660,52 cm²

153,94 cm²

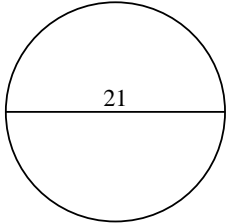
380,13 cm²

12,57 cm²

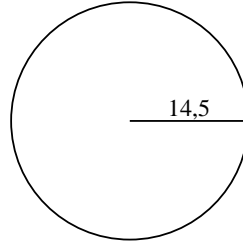
314,16 cm²

78,54 cm²

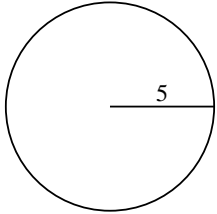
1)



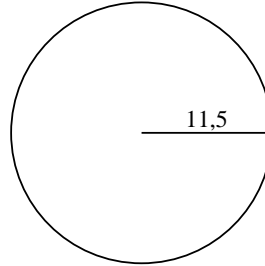
2)



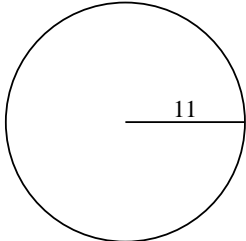
3)



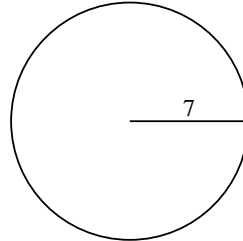
4)



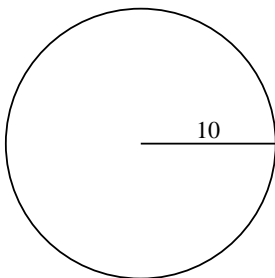
5)



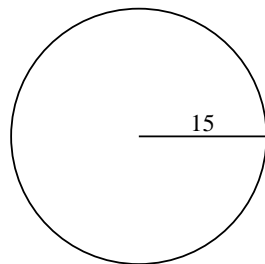
6)



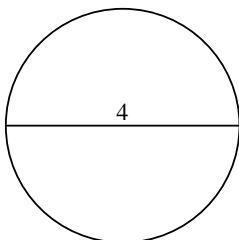
7)



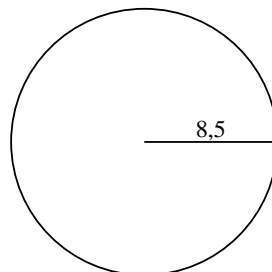
8)



9)



10)



1. _____

2. _____

3. _____

4. _____

5. _____

6. _____

7. _____

8. _____

9. _____

10. _____