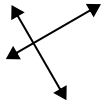




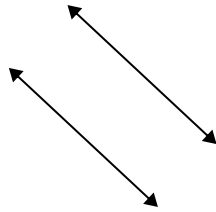
Benutze 'parallel', 'rechtwinklig'(rech) oder 'sich überschneidend'(über) um die Linien zu beschreiben.

Antworten

1)



2)



3)



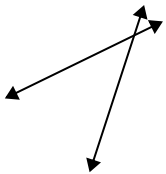
1. _____

2. _____

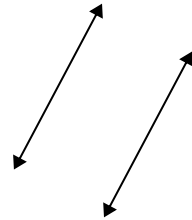
3. _____

4. _____

4)



5)



6)



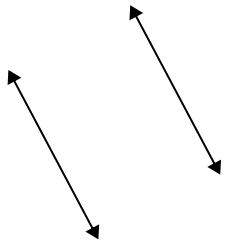
5. _____

6. _____

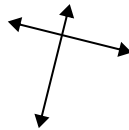
7. _____

8. _____

7)



8)



9)



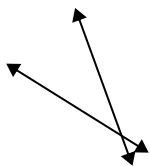
9. _____

10. _____

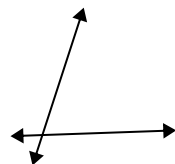
11. _____

12. _____

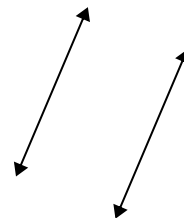
10)



11)



12)



13. _____

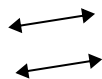
14. _____

15. _____

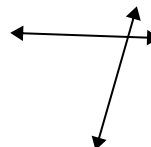
13)



14)



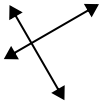
15)



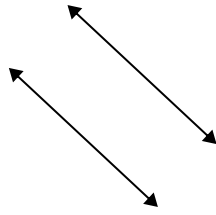


Benutze 'parallel', 'rechtwinklig'(rech) oder 'sich überschneidend'(über) um die Linien zu beschreiben.

1)



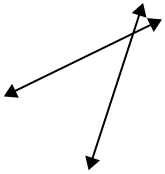
2)



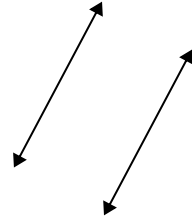
3)



4)



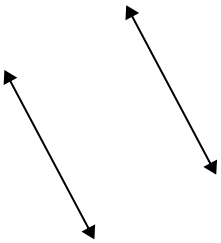
5)



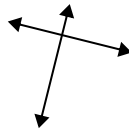
6)



7)



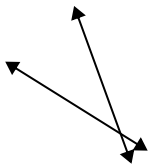
8)



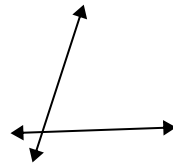
9)



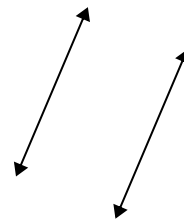
10)



11)



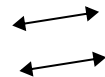
12)



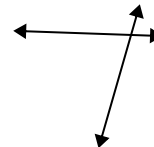
13)



14)



15)



Antworten

1. **rech & über**

2. **parallel**

3. **rech & über**

4. **über**

5. **parallel**

6. **rech & über**

7. **parallel**

8. **rech & über**

9. **über**

10. **über**

11. **über**

12. **parallel**

13. **rech & über**

14. **parallel**

15. **über**