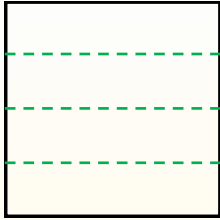




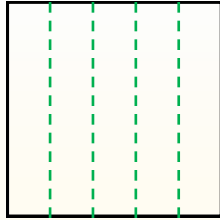
Teile die Form wie beschrieben auf und zähle dann die Anzahl der Felder.

Antworten

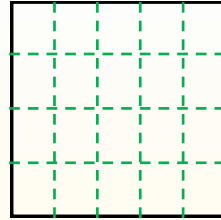
Reihen gehen von links nach rechts.



Spalten gehen von oben nach unten.




Dieses Quadrat hat 4 **Reihen** und 5 **Spalten**.  
Es gibt insgesamt **20** Quadrate.




- 1. \_\_\_\_\_
- 2. \_\_\_\_\_
- 3. \_\_\_\_\_
- 4. \_\_\_\_\_
- 5. \_\_\_\_\_
- 6. \_\_\_\_\_
- 7. \_\_\_\_\_
- 8. \_\_\_\_\_
- 9. \_\_\_\_\_


1) 2 Reihen  
5 Spalten




2) 3 Reihen  
4 Spalten




3) 5 Reihen  
5 Spalten




4) 5 Reihen  
3 Spalten




5) 4 Reihen  
4 Spalten




6) 5 Reihen  
2 Spalten




7) 3 Reihen  
5 Spalten



8) 3 Reihen  
3 Spalten



9) 4 Reihen  
2 Spalten

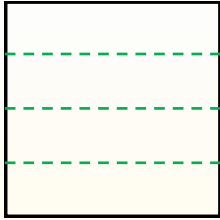




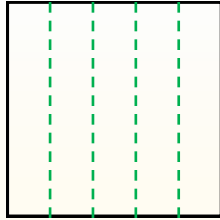
Teile die Form wie beschrieben auf und zähle dann die Anzahl der Felder.

**Antworten**

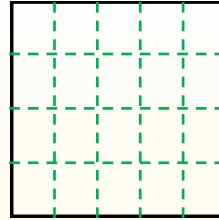
Reihen gehen von links nach rechts.



Spalten gehen von oben nach unten.



Dieses Quadrat hat 4 **Reihen** und 5 **Spalten**.  
Es gibt insgesamt **20** Quadrate.



1. 10

2. 12

3. 25

4. 15

5. 16

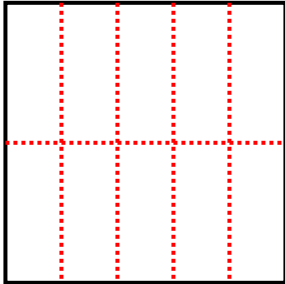
6. 10

7. 15

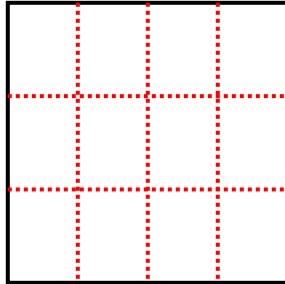
8. 9

9. 8

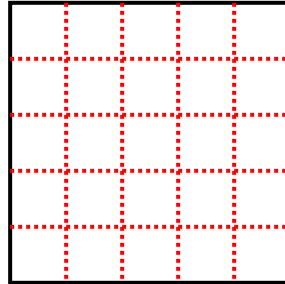
1) 2 Reihen  
5 Spalten




2) 3 Reihen  
4 Spalten



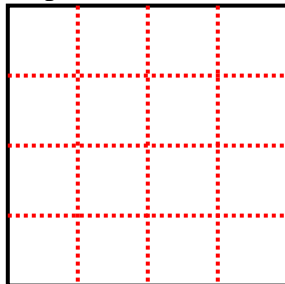
3) 5 Reihen  
5 Spalten



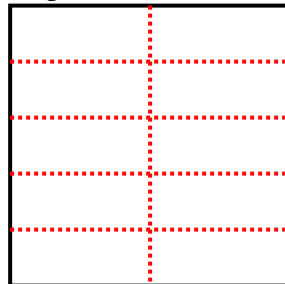
4) 5 Reihen  
3 Spalten



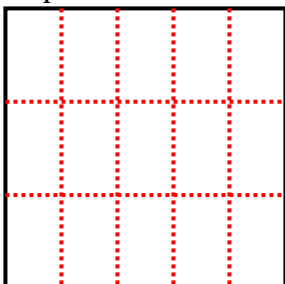
5) 4 Reihen  
4 Spalten



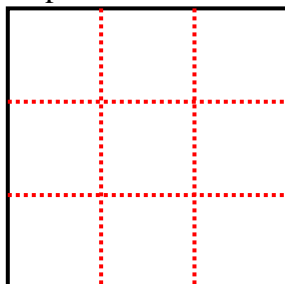
6) 5 Reihen  
2 Spalten



7) 3 Reihen  
5 Spalten



8) 3 Reihen  
3 Spalten



9) 4 Reihen  
2 Spalten

