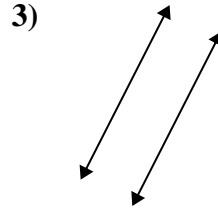
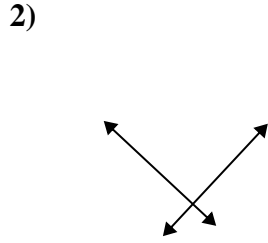
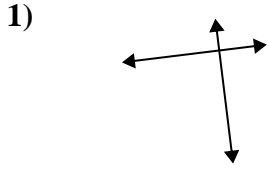




Benutze 'parallel', 'rechtwinklig'(rech) oder 'sich überschneidend'(über) um die Linien zu beschreiben.

Antworten

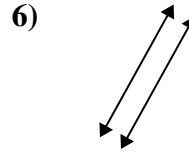
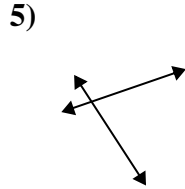
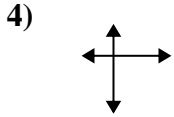


1. _____

2. _____

3. _____

4. _____

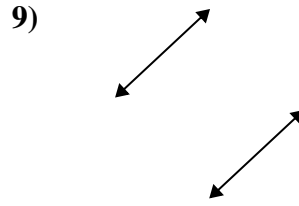
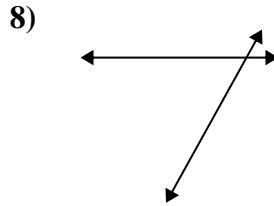
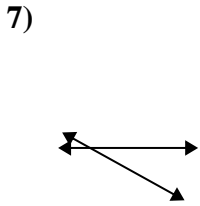


5. _____

6. _____

7. _____

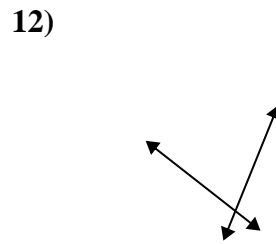
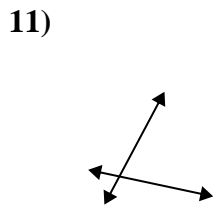
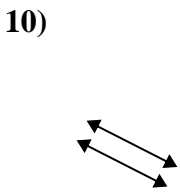
8. _____



9. _____

10. _____

11. _____

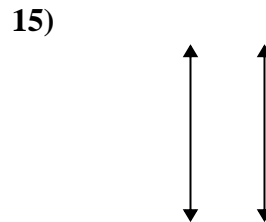
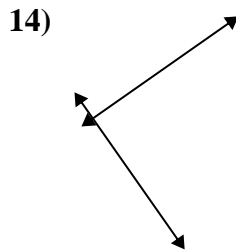
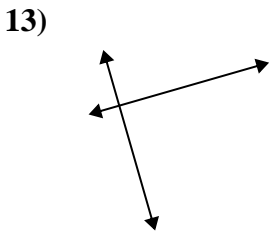


12. _____

13. _____

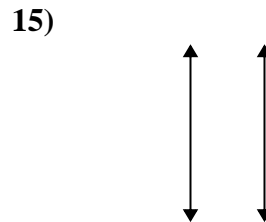
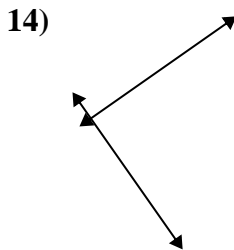
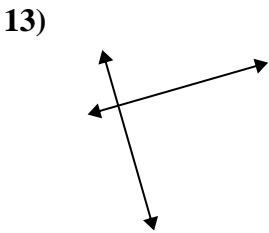
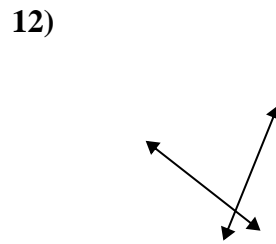
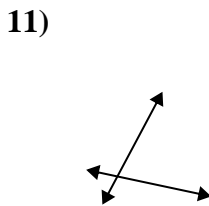
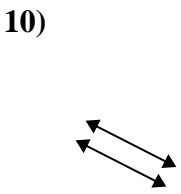
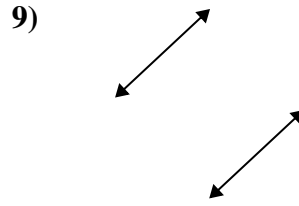
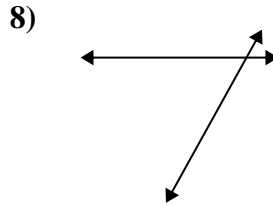
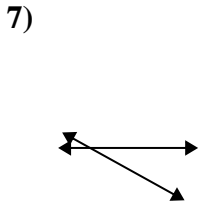
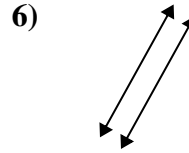
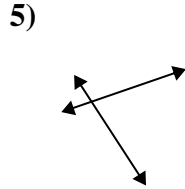
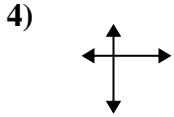
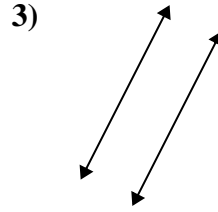
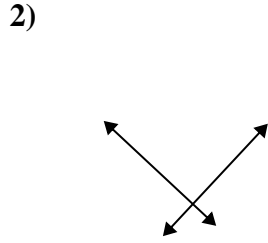
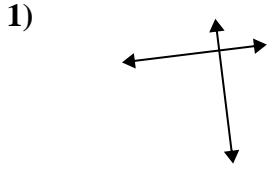
14. _____

15. _____





Benutze 'parallel', 'rechtwinklig'(rech) oder 'sich überschneidend'(über) um die Linien zu beschreiben.



Antworten

1. rech & über

2. rech & über

3. parallel

4. rech & über

5. über

6. parallel

7. über

8. über

9. parallel

10. parallel

11. über

12. über

13. rech & über

14. rech & über

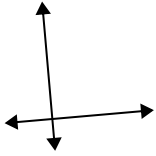
15. parallel



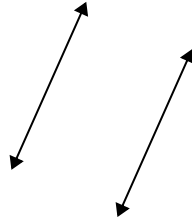
Benutze 'parallel', 'rechtwinklig'(rech) oder 'sich überschneidend'(über) um die Linien zu beschreiben.

Antworten

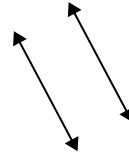
1)



2)



3)



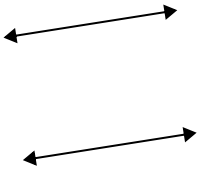
1. _____

2. _____

3. _____

4. _____

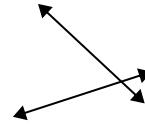
4)



5)



6)



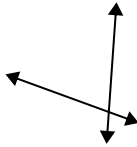
5. _____

6. _____

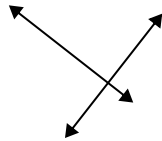
7. _____

8. _____

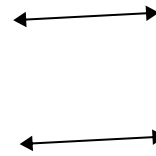
7)



8)



9)

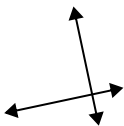


9. _____

10. _____

11. _____

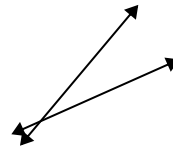
10)



11)



12)



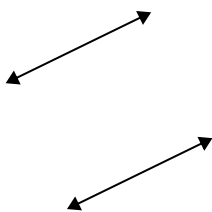
12. _____

13. _____

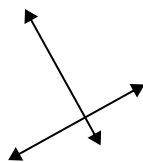
14. _____

15. _____

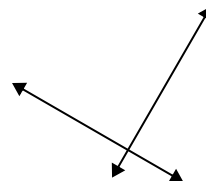
13)



14)



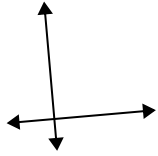
15)



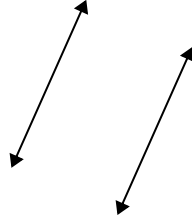


Benutze 'parallel', 'rechtwinklig'(rech) oder 'sich überschneidend'(über) um die Linien zu beschreiben.

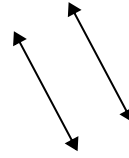
1)



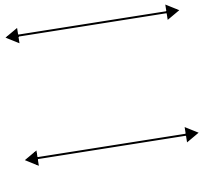
2)



3)



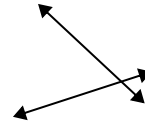
4)



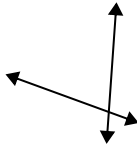
5)



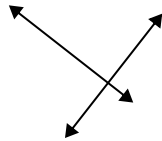
6)



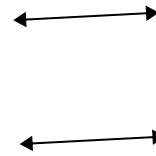
7)



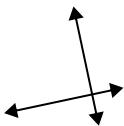
8)



9)



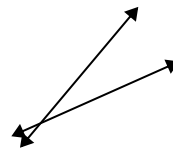
10)



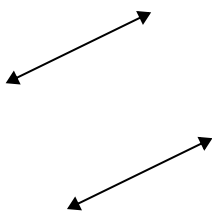
11)



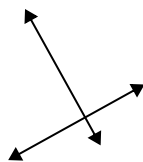
12)



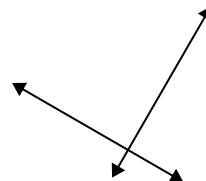
13)



14)



15)



Antworten

1. rech & über

2. parallel

3. parallel

4. parallel

5. über

6. über

7. über

8. rech & über

9. parallel

10. rech & über

11. über

12. über

13. parallel

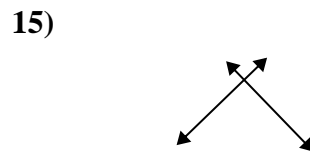
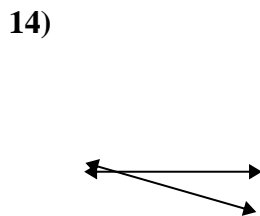
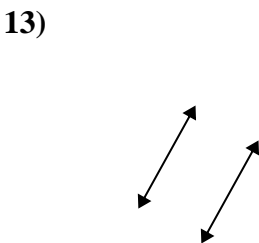
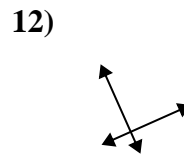

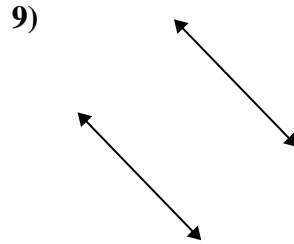
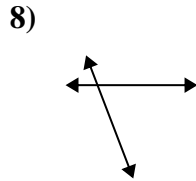
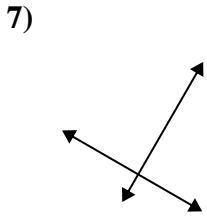
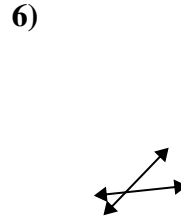
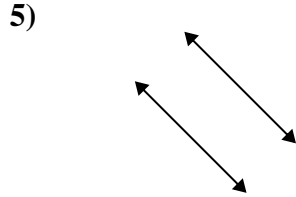
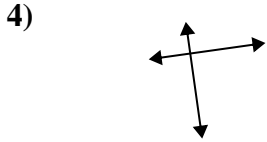
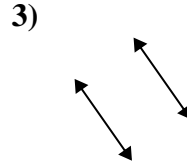
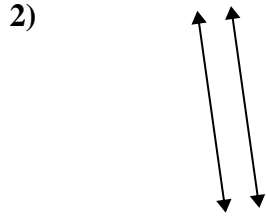
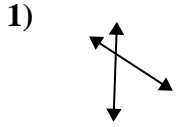
14. rech & über

15. rech & über

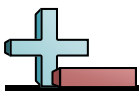


Benutze 'parallel', 'rechtwinklig'(rech) oder 'sich überschneidend'(über) um die Linien zu beschreiben.

Antworten

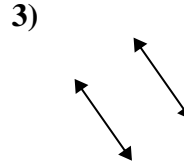
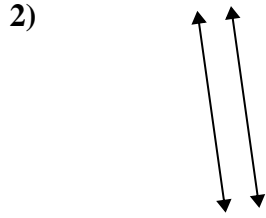
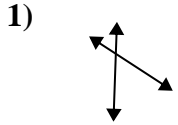


- 1. _____
- 2. _____
- 3. _____
- 4. _____
- 5. _____
- 6. _____
- 7. _____
- 8. _____
- 9. _____
- 10. _____
- 11. _____
- 12. _____
- 13. _____
- 14. _____
- 15. _____



Benutze 'parallel', 'rechtwinklig'(rech) oder 'sich überschneidend'(über) um die Linien zu beschreiben.

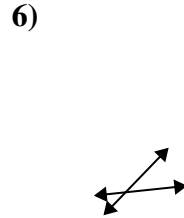
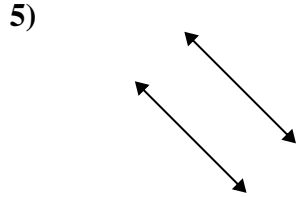
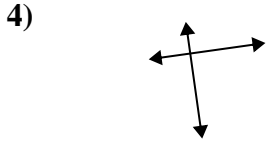
Antworten



1. über

2. parallel

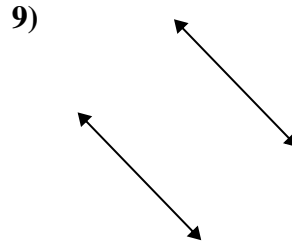
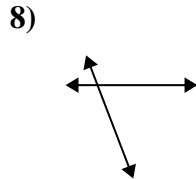
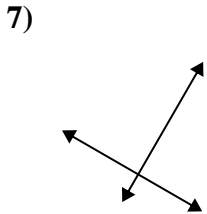
3. parallel



4. rech & über

5. parallel

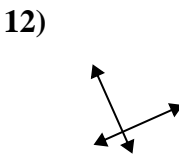
6. über



7. rech & über

8. über

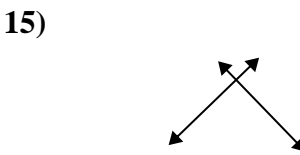
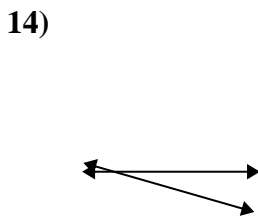
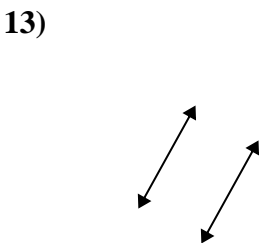
9. parallel



10. rech & über

11. über

12. rech & über



13. parallel

14. über

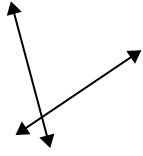
15. rech & über



Benutze 'parallel', 'rechtwinklig'(rech) oder 'sich überschneidend'(über) um die Linien zu beschreiben.

Antworten

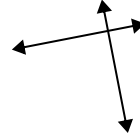
1)



2)



3)



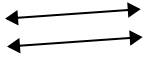
1. _____

2. _____

3. _____

4. _____

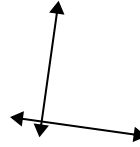
4)



5)



6)



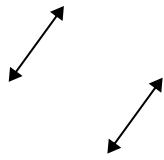
5. _____

6. _____

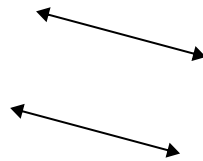
7. _____

8. _____

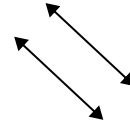
7)



8)



9)

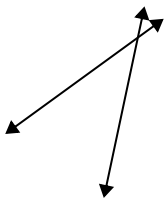


9. _____

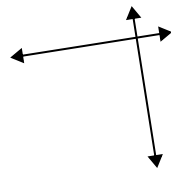
10. _____

11. _____

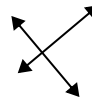
10)



11)



12)



12. _____

13. _____

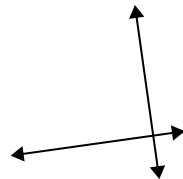
14. _____

15. _____

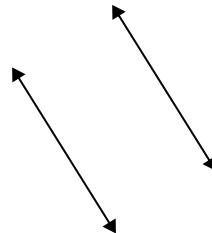
13)

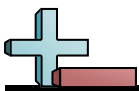


14)



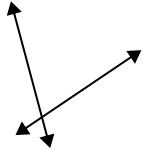
15)





Benutze 'parallel', 'rechtwinklig'(rech) oder 'sich überschneidend'(über) um die Linien zu beschreiben.

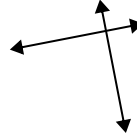
1)



2)



3)



Antworten

1. über

2. über

3. rech & über

4. parallel

5. über

6. rech & über

7. parallel

8. parallel

9. parallel

10. über

11. rech & über

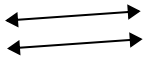
12. rech & über

13. über

14. rech & über

15. parallel

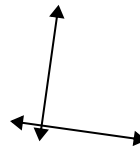
4)



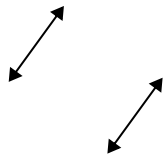
5)



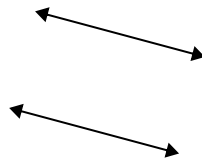
6)



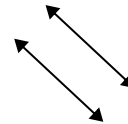
7)



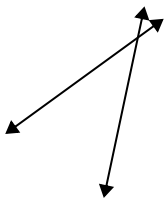
8)



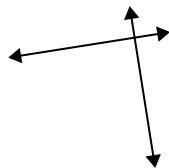
9)



10)



11)



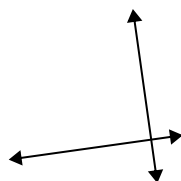
12)



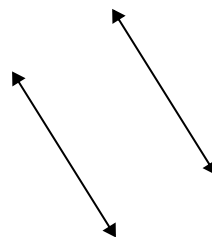
13)



14)



15)

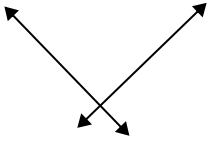




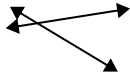
Benutze 'parallel', 'rechtwinklig'(rech) oder 'sich überschneidend'(über) um die Linien zu beschreiben.

Antworten

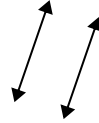
1)



2)



3)



1. _____

2. _____

3. _____

4. _____

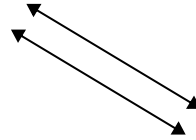
4)



5)



6)



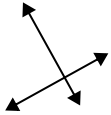
5. _____

6. _____

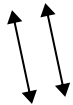
7. _____

8. _____

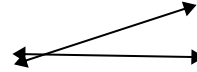
7)



8)



9)

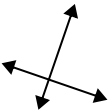


9. _____

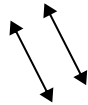
10. _____

11. _____

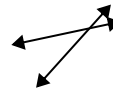
10)



11)



12)



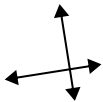
12. _____

13. _____

14. _____

15. _____

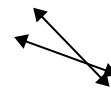
13)



14)



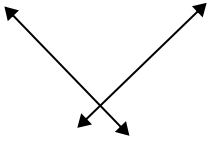
15)



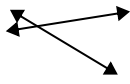


Benutze 'parallel', 'rechtwinklig'(rech) oder 'sich überschneidend'(über) um die Linien zu beschreiben.

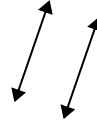
1)



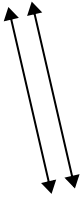
2)



3)



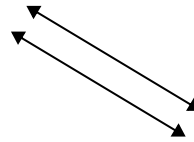
4)



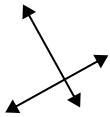
5)



6)



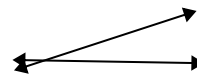
7)



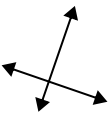
8)



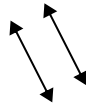
9)



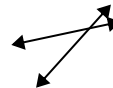
10)



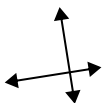
11)



12)



13)



14)



15)



Antworten

1. rech & über

2. über

3. parallel

4. parallel

5. über

6. parallel

7. rech & über

8. parallel

9. über

10. rech & über

11. parallel

12. über

13. rech & über

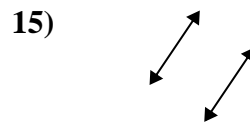
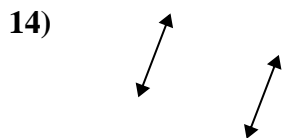
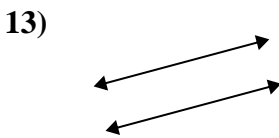
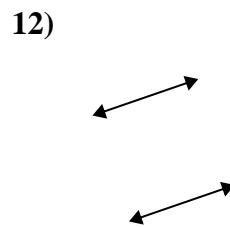
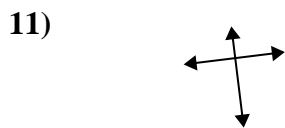

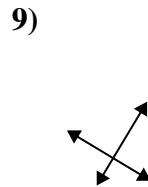
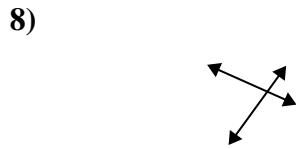
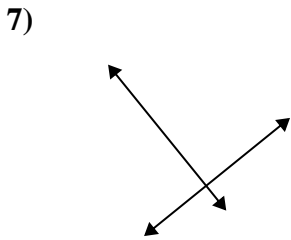
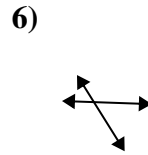
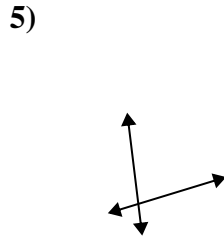
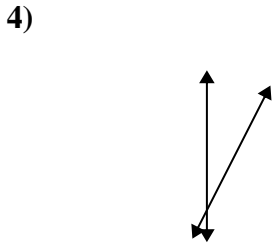
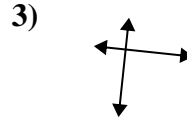
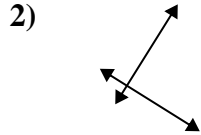
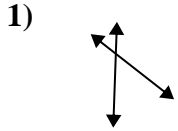
14. rech & über

15. über



Benutze 'parallel', 'rechtwinklig'(rech) oder 'sich überschneidend'(über) um die Linien zu beschreiben.

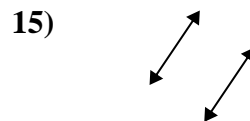
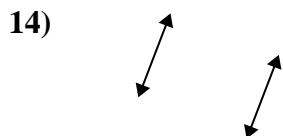
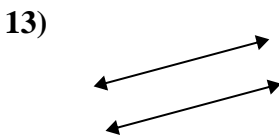
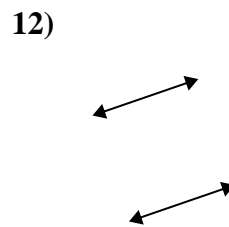
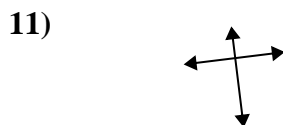
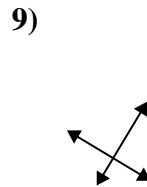

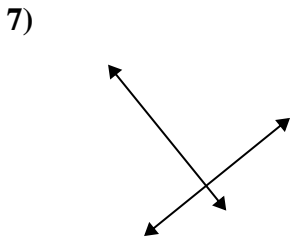
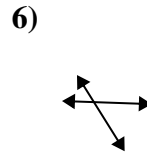
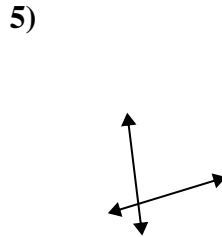
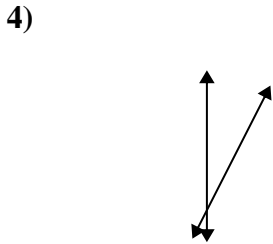
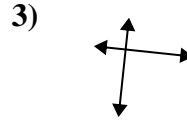
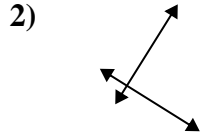
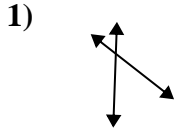
Antworten



- 1. _____
- 2. _____
- 3. _____
- 4. _____
- 5. _____
- 6. _____
- 7. _____
- 8. _____
- 9. _____
- 10. _____
- 11. _____
- 12. _____
- 13. _____
- 14. _____
- 15. _____



Benutze 'parallel', 'rechtwinklig'(rech) oder 'sich überschneidend'(über) um die Linien zu beschreiben.



Antworten

1. über

2. rech & über

3. rech & über

4. über

5. über

6. über

7. rech & über

8. über

9. rech & über

10. parallel

11. rech & über

12. parallel

13. parallel

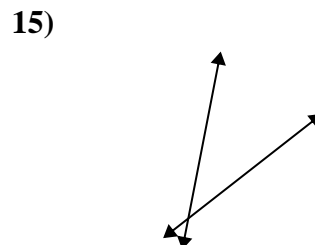
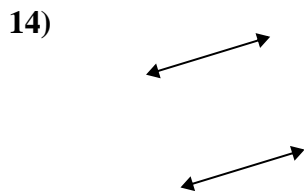
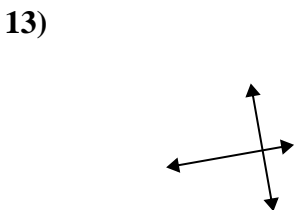
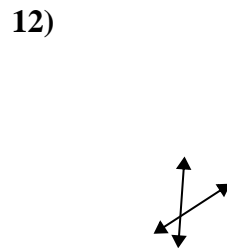
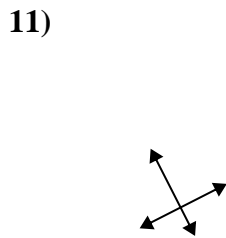
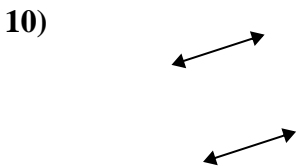
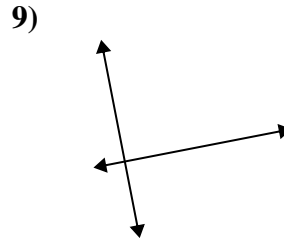
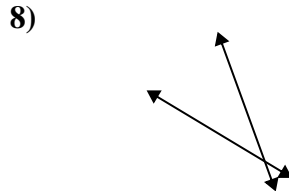
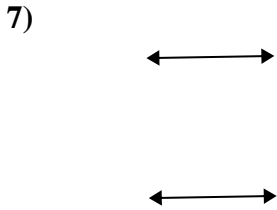
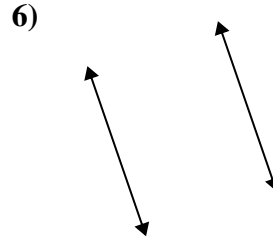
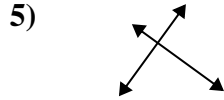
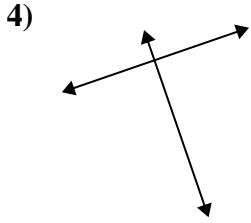
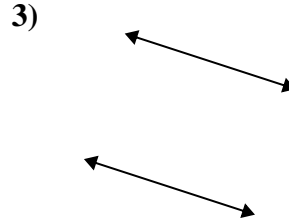
14. parallel

15. parallel

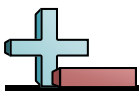


Benutze 'parallel', 'rechtwinklig'(rech) oder 'sich überschneidend'(über) um die Linien zu beschreiben.

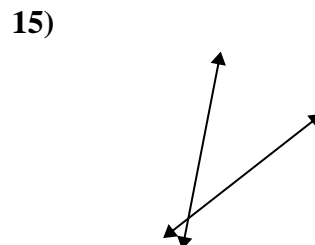
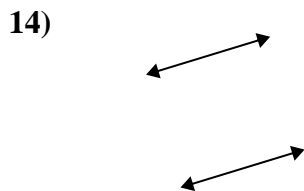
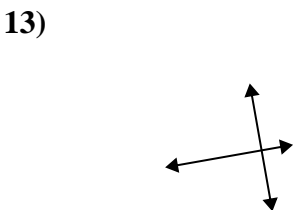
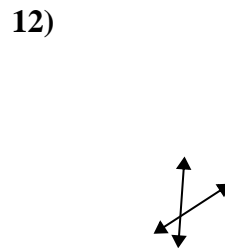
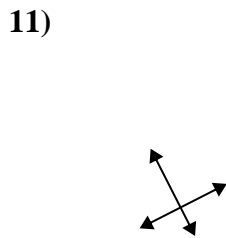
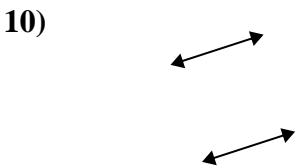
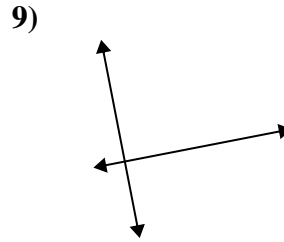
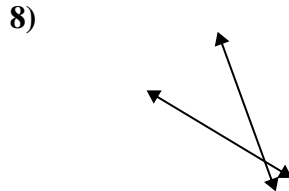
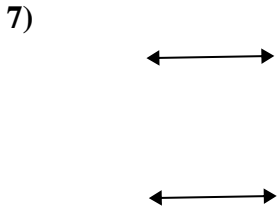
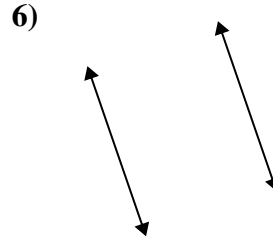
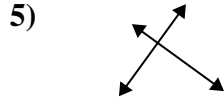
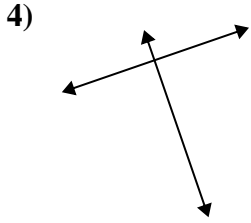
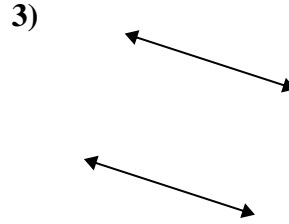
Antworten



- 1. _____
- 2. _____
- 3. _____
- 4. _____
- 5. _____
- 6. _____
- 7. _____
- 8. _____
- 9. _____
- 10. _____
- 11. _____
- 12. _____
- 13. _____
- 14. _____
- 15. _____



Benutze 'parallel', 'rechtwinklig'(rech) oder 'sich überschneidend'(über) um die Linien zu beschreiben.



Antworten

1. über

2. über

3. parallel

4. rech & über

5. rech & über

6. parallel

7. parallel

8. über

9. rech & über

10. parallel

11. rech & über

12. über

13. rech & über

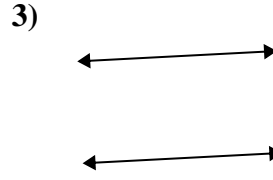
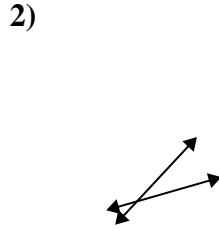
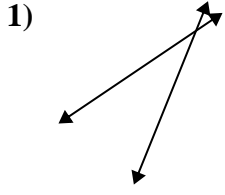
14. parallel

15. über



Benutze 'parallel', 'rechtwinklig'(rech) oder 'sich überschneidend'(über) um die Linien zu beschreiben.

Antworten

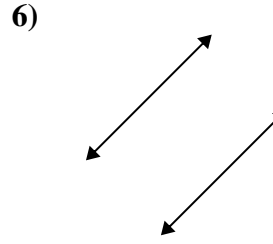
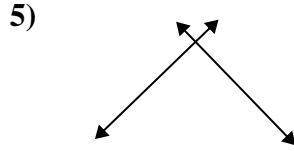
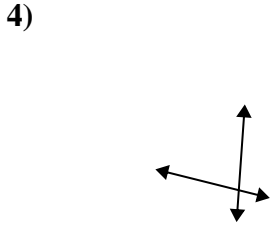


1. _____

2. _____

3. _____

4. _____

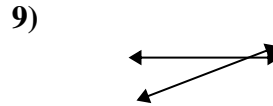
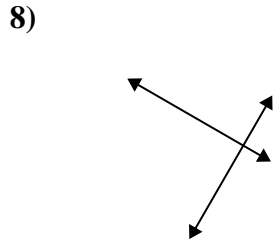
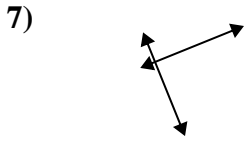


5. _____

6. _____

7. _____

8. _____



9. _____

10. _____

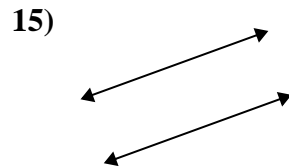
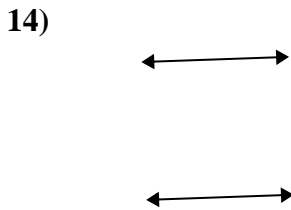
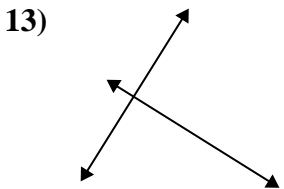
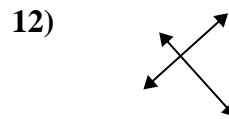
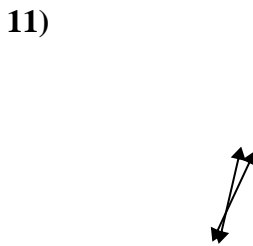
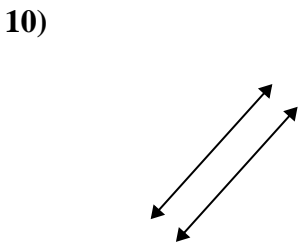
11. _____

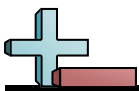
12. _____

13. _____

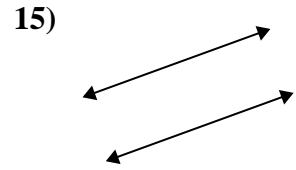
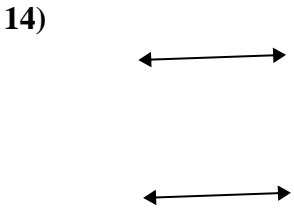
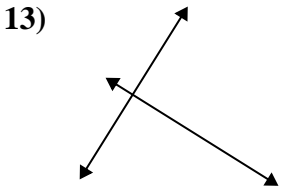
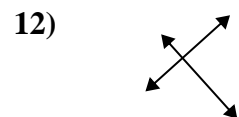
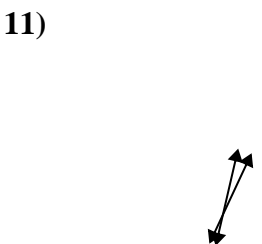
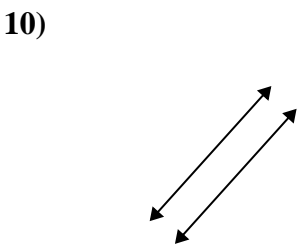
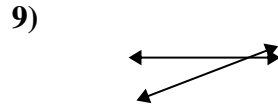
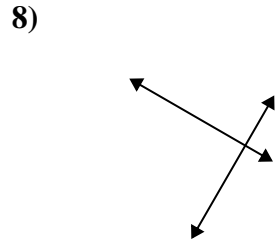
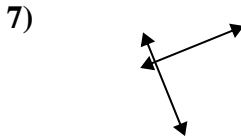
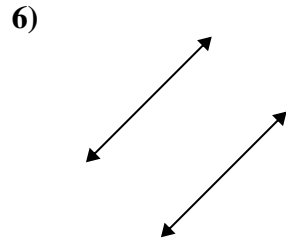
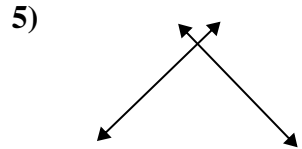
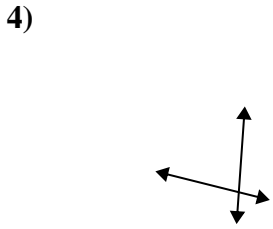
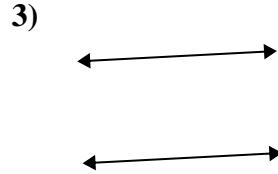
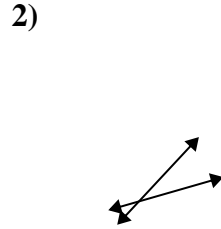
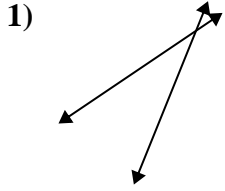
14. _____

15. _____





Benutze 'parallel', 'rechtwinklig'(rech) oder 'sich überschneidend'(über) um die Linien zu beschreiben.



Antworten

1. über

2. über

3. parallel

4. über

5. rech & über

6. parallel

7. rech & über

8. rech & über

9. über

10. parallel

11. über

12. rech & über

13. rech & über

14. parallel

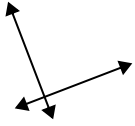
15. parallel



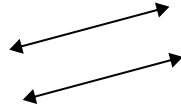
Benutze 'parallel', 'rechtwinklig'(rech) oder 'sich überschneidend'(über) um die Linien zu beschreiben.

Antworten

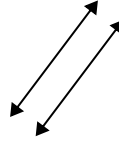
1)



2)



3)



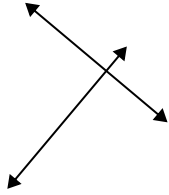
1. _____

2. _____

3. _____

4. _____

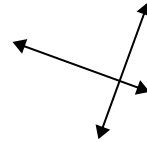
4)



5)



6)



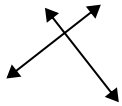
5. _____

6. _____

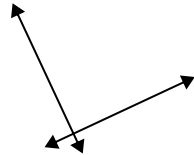
7. _____

8. _____

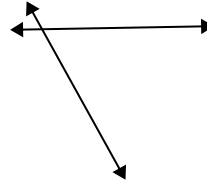
7)



8)



9)



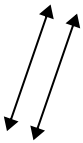
9. _____

10. _____

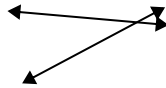
11. _____

12. _____

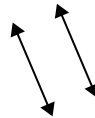
10)



11)



12)

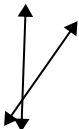


13. _____

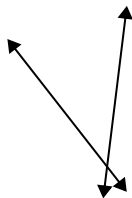
14. _____

15. _____

13)



14)



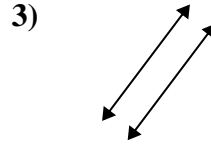
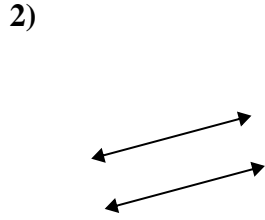
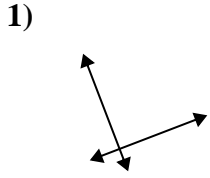
15)





Benutze 'parallel', 'rechtwinklig'(rech) oder 'sich überschneidend'(über) um die Linien zu beschreiben.

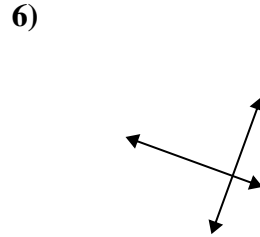
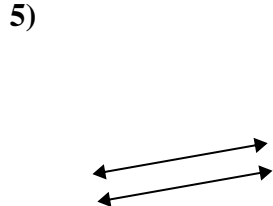
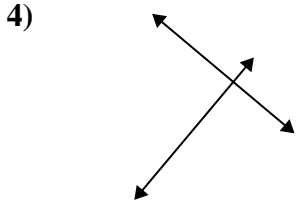
Antworten



1. rech & über

2. parallel

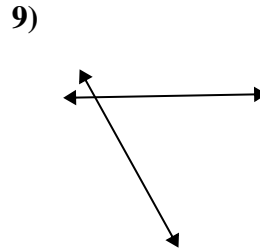
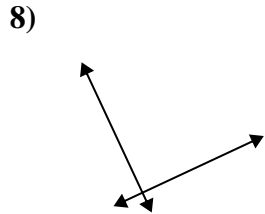
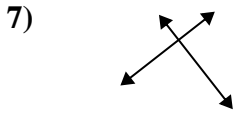
3. parallel



4. rech & über

5. parallel

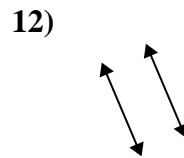
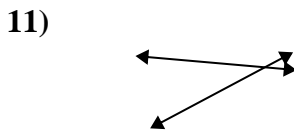
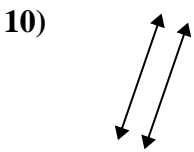
6. rech & über



7. rech & über

8. rech & über

9. über



10. parallel

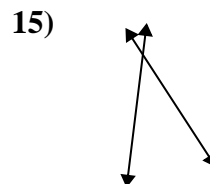
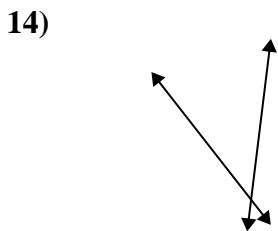
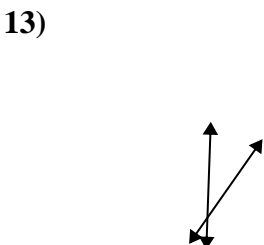
11. über

12. parallel

13. über

14. über

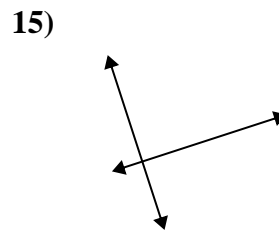
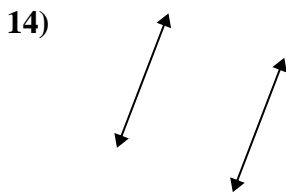
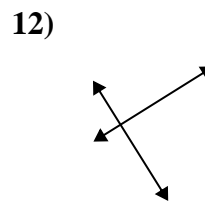
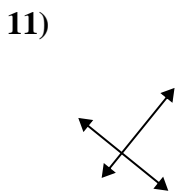
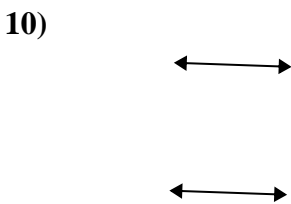
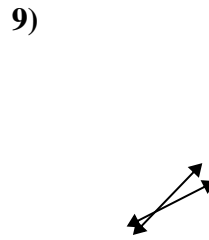
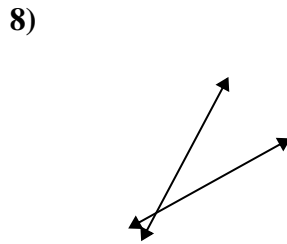
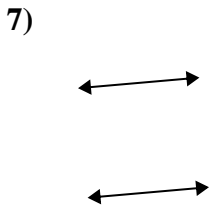
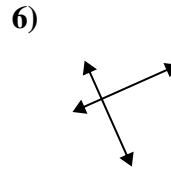
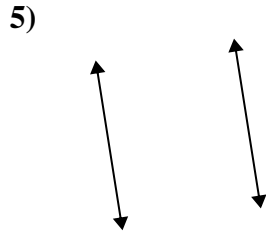
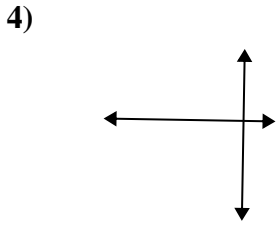
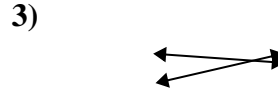
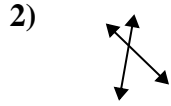
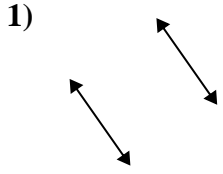
15. über





Benutze 'parallel', 'rechtwinklig'(rech) oder 'sich überschneidend'(über) um die Linien zu beschreiben.

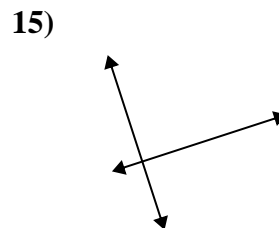
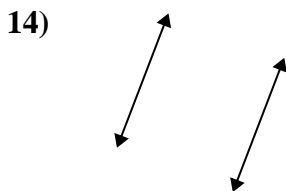
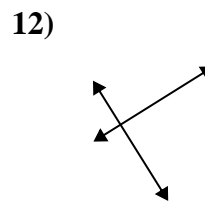
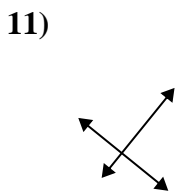
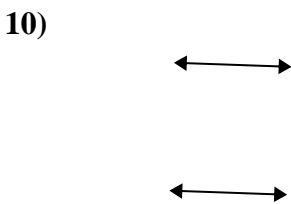
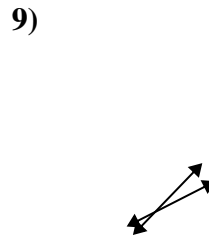
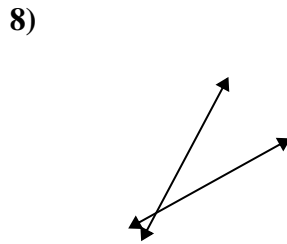
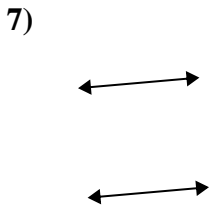
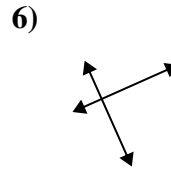
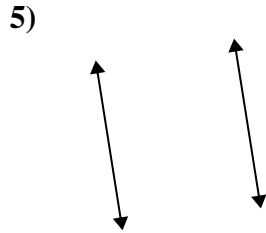
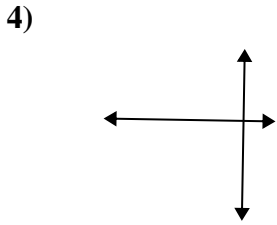
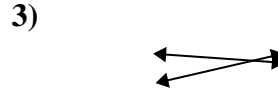
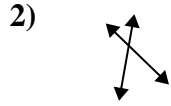
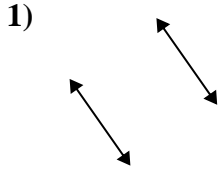
Antworten



1. _____
2. _____
3. _____
4. _____
5. _____
6. _____
7. _____
8. _____
9. _____
10. _____
11. _____
12. _____
13. _____
14. _____
15. _____



Benutze 'parallel', 'rechtwinklig'(rech) oder 'sich überschneidend'(über) um die Linien zu beschreiben.



Antworten

1. parallel

2. über

3. über

4. rech & über

5. parallel

6. rech & über

7. parallel

8. über

9. über

10. parallel

11. rech & über

12. rech & über

13. über

14. parallel

15. rech & über